

NOTE: ARCHITECTURAL SITE PLAN IS FOR REFERENCE ONLY. GC TO BUILD FROM CIVIL DRAWINGS. IF THERE IS A DISCREPANCY BETWEEN ARCHITECTURE AND CIVIL, CONTACT ARCHITECT IMMEDIATELY.

red



COLUMBIA
DEVELOPMENT

STORE NO.: 000
CMG FAYETTEVILLE SHELL
3017 RAEFORD RD.
FAYETTEVILLE, NC 28303

Revisions: _____


Drawn: KM Checked: KM

Project No. _____

CMGXXX

Contents:


SP100


$$3/64'' = 1'-0''$$

<u>MATERIAL</u>	<u>COLOR/FINISH</u>
CMU - PRIMER	REFER TO PAINT SPECIFICATIONS, COLOR 'WHITE'
CMU	REFER TO PAINT SPECIFICATIONS
METAL COPING	REFINISHED TO MATCH PAINTED CMU
CORRUGATED METAL & DOOR FRAMES	PAINTED 'KNIGHTS ARMOR' PPG 1001-6

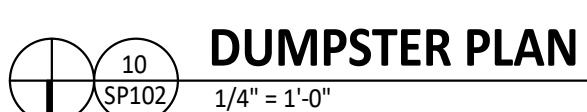
r e d

fax: 614 487 8777



COLUMBIA
DEVELOPMENT

FAYETTEVILLE, NC 28303



1. REFER TO A601 FOR DOOR INFORMATION & A602 FOR STOREFRONT DIMENSIONS.
2. ALL DIMENSIONS ARE TO FACE OF FRAMING (STUD WALL) OR CENTERLINE OF STRUCTURE UNLESS NOTED OTHERWISE.
3. SEE STRUCTURAL SHEETS FOR ALL STUD FRAMING CONFIGURATIONS, SIZES, SPACING AND GAUGES.
4. ALL EXTERIOR WOOD BLOCKING TO BE MOISTURE RESISTANT PRESERVATIVE TREATED (P.T.)
5. TAPE SEALANT AT ALL ANCHOR LOCATIONS.
6. ALL FLASHING AND SEAMS BETWEEN SHEATHING IN COMPOSITE WOOD STUD WALL CONSTRUCTION CONDITIONS TO BE TAPED AND SEALED WITH TAPE SEALANT.
7. LAP ALL WEATHER RESISTANT BARRIERS AND THRU-WALL FLASHING IN A WATER SHEDDING FASHION. TAPE ALL EXPOSED EDGES.
8. EXTEND ALL THRU-WALL FLASHING TO 1/4 INCH PAST THE EXTERIOR FACE OF WALL.
9. PROVIDE CONTINUOUS ANCHORAGE FOR ALL THRU-WALL FLASHING.
10. EXTEND FLASHING VERTICALLY A MINIMUM OF 8 INCHES ABOVE THE BASE OF THE FLASHING.
11. APPLY SEALANT TO ALL SHEATHING JOINTS AND FASTENER PENETRATIONS.
12. PROVIDE FULLY ADHERED FLASHING AT ALL WINDOW AND DOOR OPENING HEADS, SILLS AND JAMBS.

red



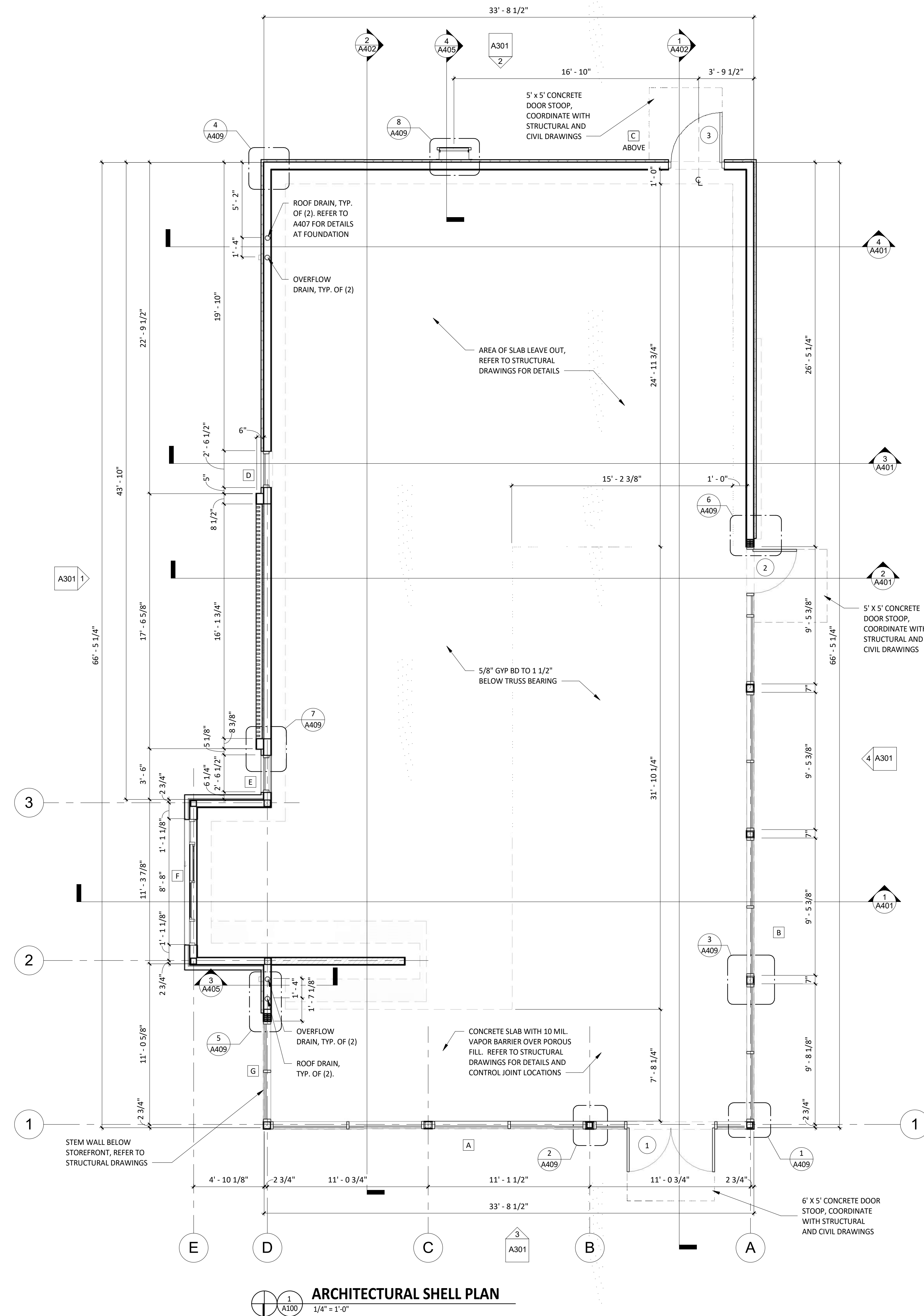
COLUMBIA
DEVELOPMENT

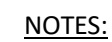
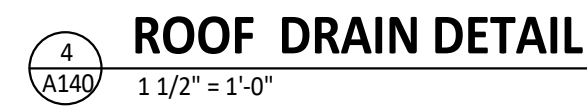
STORE NO.: 000
CMG FAYETTEVILLE SHELL
3017 RAEFORD RD.
FAYETTEVILLE, NC 28303

[illegible]

Contents:

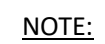
A100





1. INSTALLATION TO BE COMPLETED IN ACCORDANCE WITH MANUFACTURERS SPECIFICATIONS.
2. DO NOT SCALE DRAWINGS.
3. USE PREFABRICATED OUTSIDE CORNERS.
4. INSULATION MUST BE SECURELY FASTENED.
5. *GLASS - FACED POLYISO INSULATION IS OPTIONAL AND MAY NOT BE REQUIRED ON EVERY PROJECT. IF INSULATION IS NOT REQUIRED, THE MEMBRANE MUST BE ADHERED TO AN APPROVED SURFACE.

CURB FLASHING

$$1/2'' = 1'-0''$$


1. WITH MECHANICALLY FASTENED OR BALLASTED SPECIFICATIONS, MEMBRANE MUST BE MECHANICALLY ATTACHED WITH 2" (50 mm) ANCHOR DISC AND ACCEPTABLE FASTENERS (MINIMUM OF 4 PER PIPE).
2. DO NOT OVERLAP THE FLANGES FROM ADJACENT PIPE FLASHINGS.
3. ANY SEAM UNDER BOOT FLANGE TO BE TREATED AS JOINT.
4. BOTH SURFACES TO BE MATED MUST BE CLEANED WITH TAPE PRIMER/WASH. EPDM TAPE PRIMER/WASH MUST BE COMPLETELY DRY AND TACK FREE BEFORE APPLYING EPDM LAP CEMENT.

BOOT DETAIL

1/2" = 1'-0"


$$1/4'' = 1'-0''$$

GENERAL NOTES

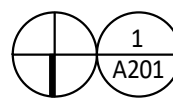
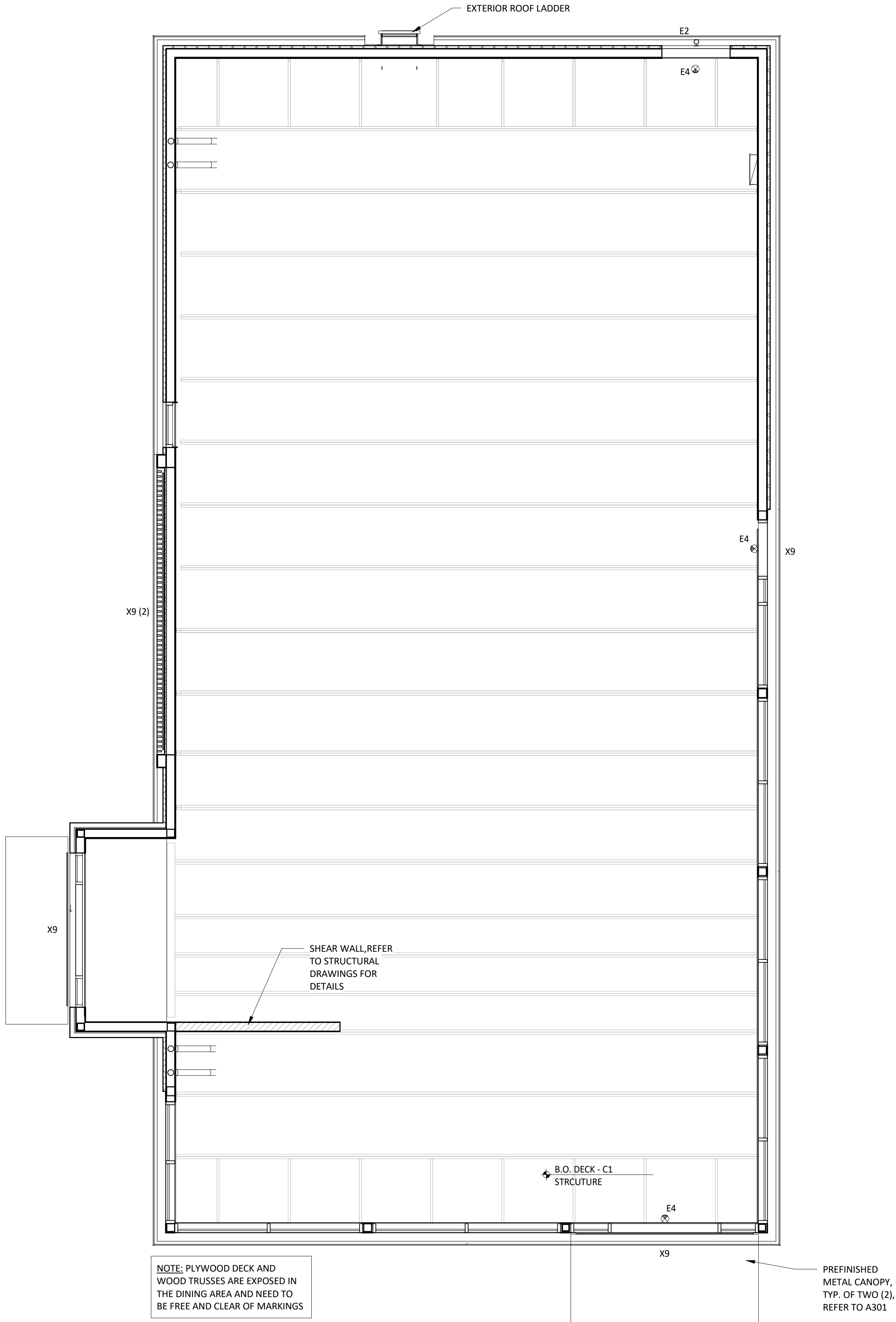
1.	ALL EXTERIOR LIGHT FIXTURES AND LAMPS PROVIDED BY FURNISHED AND INSTALLED BY GC. .
9.	ALL HEIGHTS ARE TO BOTTOM OF FIXTURE UNLESS NOTED OTHERWISE.
13.	ALL WATER LINES AND EXPOSED PCV SHALL BE INSTALLED UP IN TRUSSES AND PAINTED VICTORIAN PEWTER.
14.	ALL DIMENSIONS ARE TO FACE OF FRAMING, OR CENTERLINE OF FIXTURE UNLESS NOTED OTHERWISE.
15.	SEE ELECTRICAL DRAWINGS FOR SHATTER RESISTANT LAMP LOCATIONS.
16.	ALL EMERGENCY FIXTURES, LIGHTS AND STROBES SHALL BE ALIGNED OR CENTERED ON WALLS.
18.	ALL CONDUIT AND PIPE PENETRATIONS OF THE SERVING LINE SOFFIT ARE TO BE HELD TIGHT TO THE DECK. PLEASE CONSULT WITH THE CHIPOTLE CM SHOULD ANY CONFLICTS ARISE.
22.	ALL PATIO LIGHT FIXTURES TO BE FURNISHED AND ISNTALLED AS PART OF SEPARATE PERMIT.
23.	ALL EXTERIOR PARKING LOT LIGHT FIXTURES AND LAMPS PROVIDED BY AND INSTALLED BY G.C. CAREFULLY REVIEW LIGHTING FIXTURE SCHEDULE ON SHEET E100.

CONDUIT GUIDELINES

SEE ELECTRICAL DRAWINGS FOR CONDUIT REQUIREMENTS. METAL CLAD CABLE AND FLEXIBLE METAL CONDUIT SHALL NOT BE INSTALLED IN AREAS EXPOSED TO VIEW UNLESS SPECIFICALLY NOTED OTHERWISE.

LIGHT FIXTURE SCHEDULE

ITEM #	QTY	MOUNT	DESCRIPTION	REMARKS
E2	1	VARIOUS	EMERGENCY LIGHT - SINGLE HEAD	SEE SHEET E100
E4	3	VARIOUS	WHITE EXIT LIGHT - STANDARD RED LETTERS	SEE SHEET E100
X9	5	SURFACE	LED CHANNEL LIGHT	SEE SHEET E100



REFLECTED CEILING PLAN

1/4" = 1'-0"

Consultant:



architecture + planning

589 w. nationwide blvd.

suite b

columbus, ohio 43215

tel: 614.487.8770

fax: 614.487.8777



COPYRIGHT 2020
THIS DRAWING IS AN INSTRUMENT OF SERVICE
AND AS SUCH REMAINS THE PROPERTY OF
COLUMBIA DEVELOPMENT. PERMISSION FOR USE
OF THIS DOCUMENT IS LIMITED AND CAN BE
EXTENDED ONLY BY WRITTEN AGREEMENT WITH
COLUMBIA DEVELOPMENT.



COLUMBIA DEVELOPMENT
1845 ST. JULIAN PLACE
COLUMBIA, SC 29204

TELEPHONE: 803.744.5900

INTERNET:

WWW.COLUMBIADEVELOPMENT.COM

STORE NO.: 000

CMG FAYETTEVILLE SHELL
3017 RAEFORD RD.
FAYETTEVILLE, NC 28303

Issue Record:

01.19.21	TENANT/ OWNER REVIEW
03.08.21	PERMIT SET

Revisions:

Drawn:

KM

Checked:

KM

Project No.

CMGXXX

Contents:

REFLECTED CEILING
PLAN

A201

1.	METAL CANOPY AVAILABLE FROM AMERICAN PRODUCTS, INC. (API), PHONE: (813) 925-0144, E-MAIL: BIDS@AMERICANPROD.COM
----	---

1.	METAL CANOPY AVAILABLE FROM AMERICAN PRODUCTS, INC. (API), PHONE: (813) 925-0144, E-MAIL: BIDS@AMERICANPROD.COM
----	---

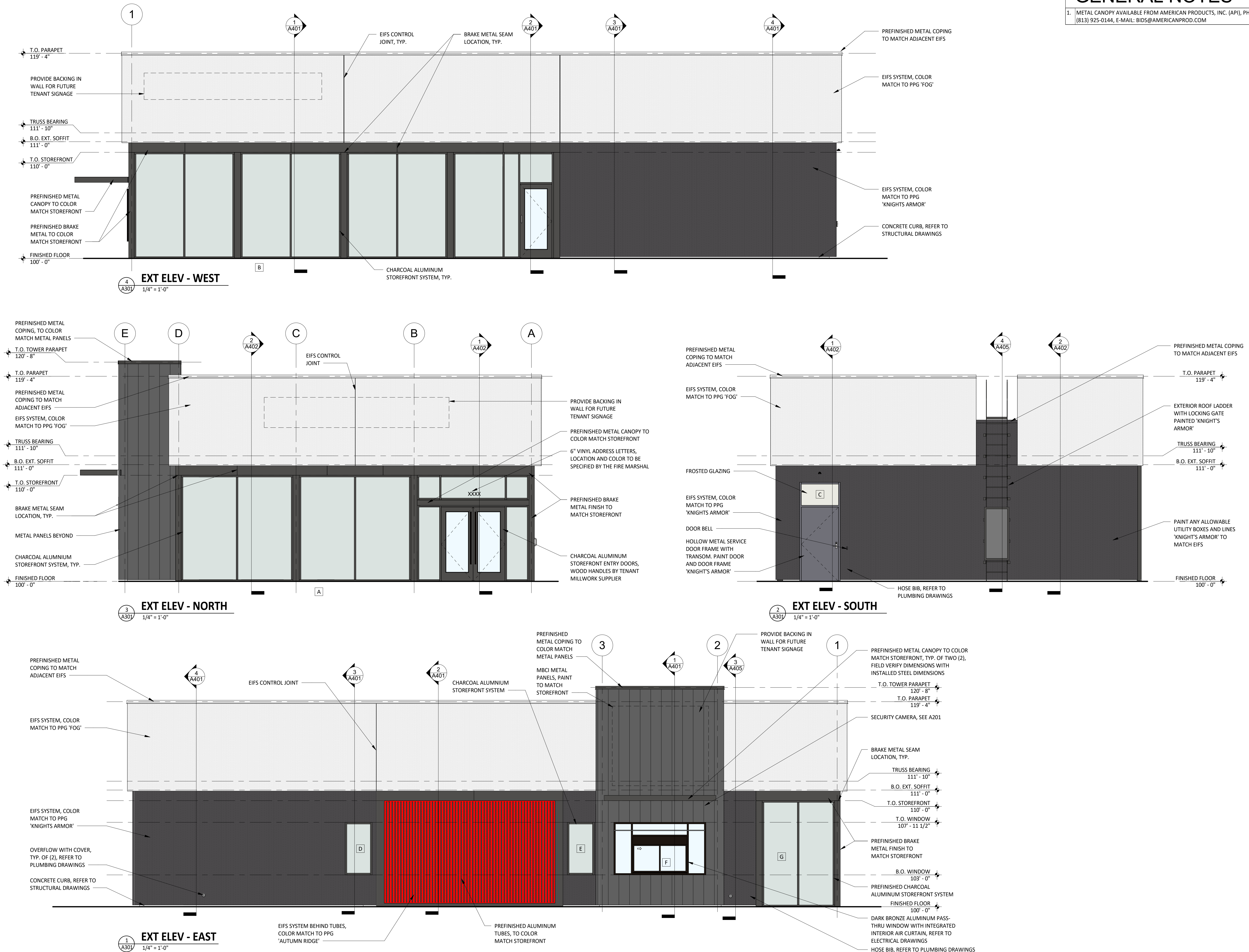
red



COLUMBIA
DEVELOPMENT

STORE NO.: 000
CMG FAYETTEVILLE SHELL
3017 RAEFORD RD.
FAYETTEVILLE, NC 28303

A301





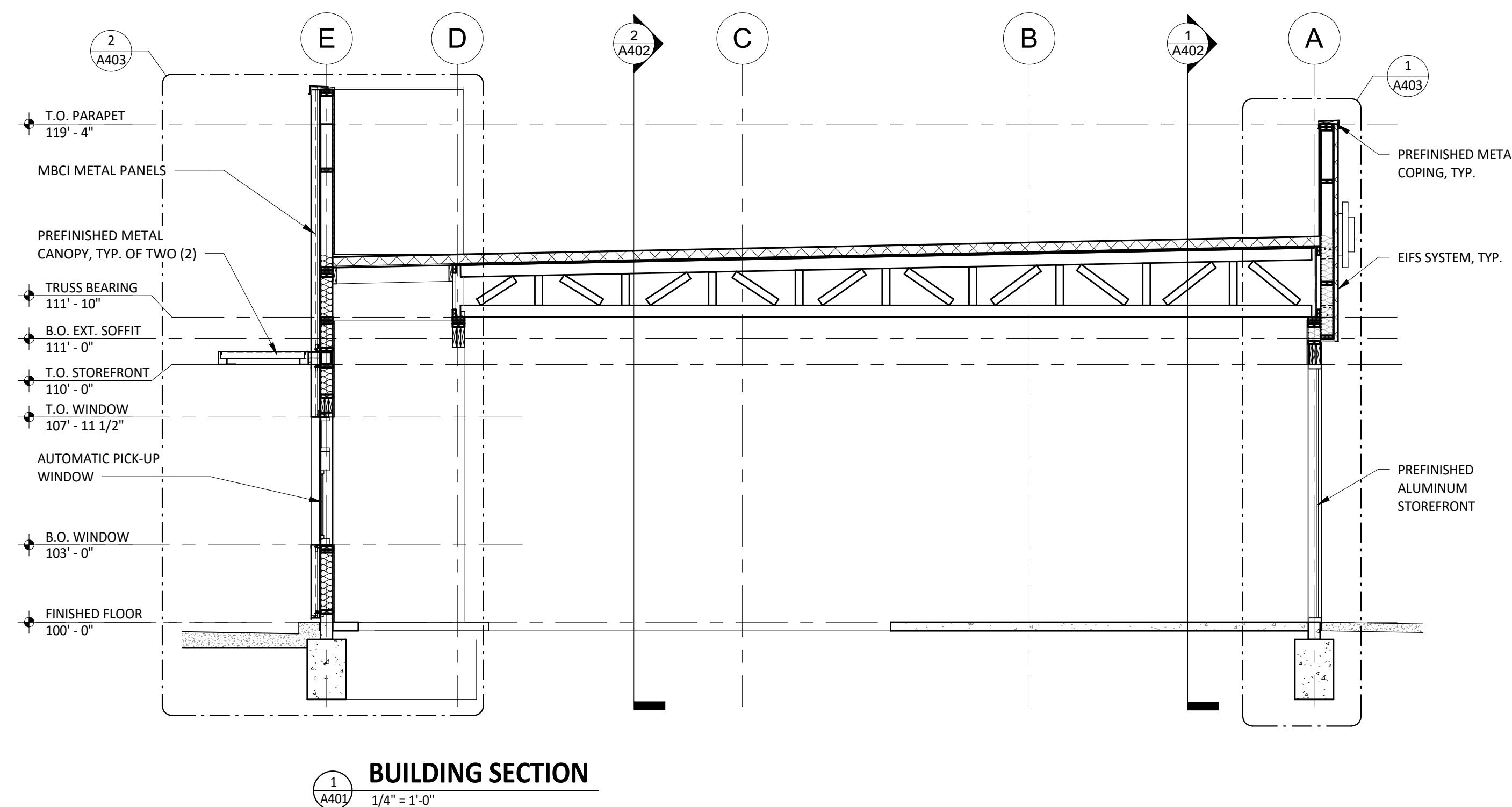
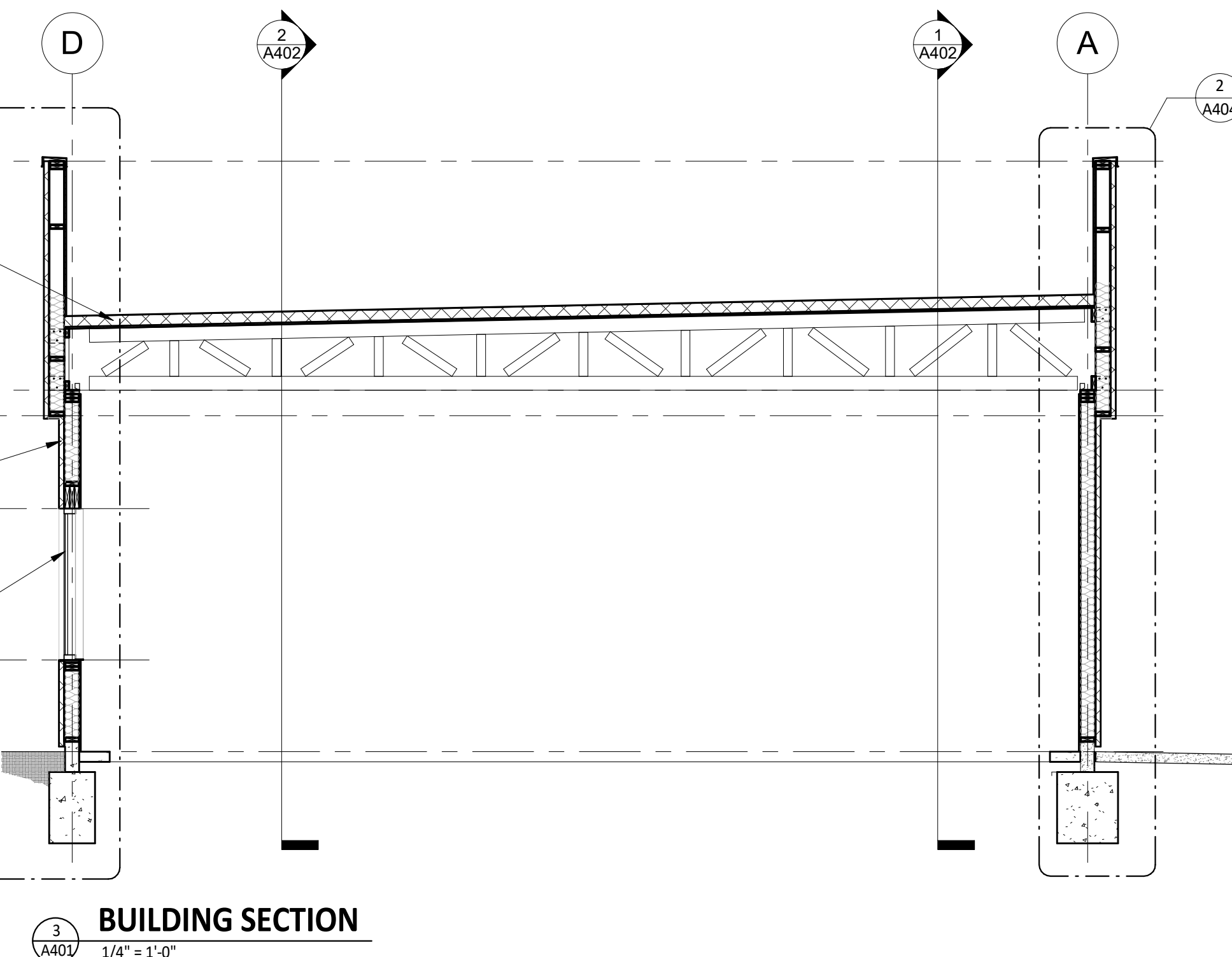
COLUMBIA
DEVELOPMENT

STORE NO.: 000

CMG FAYETTEVILLE SHELL

3017 RAEFORD RD.

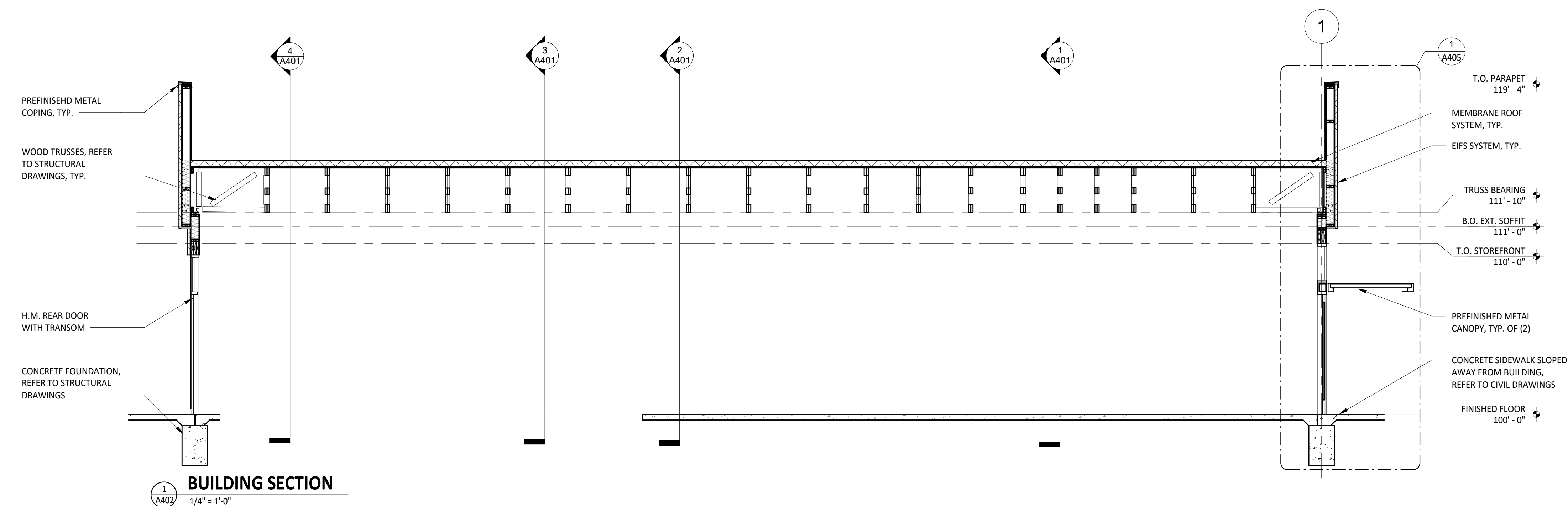
FAYETTEVILLE, NC 28303

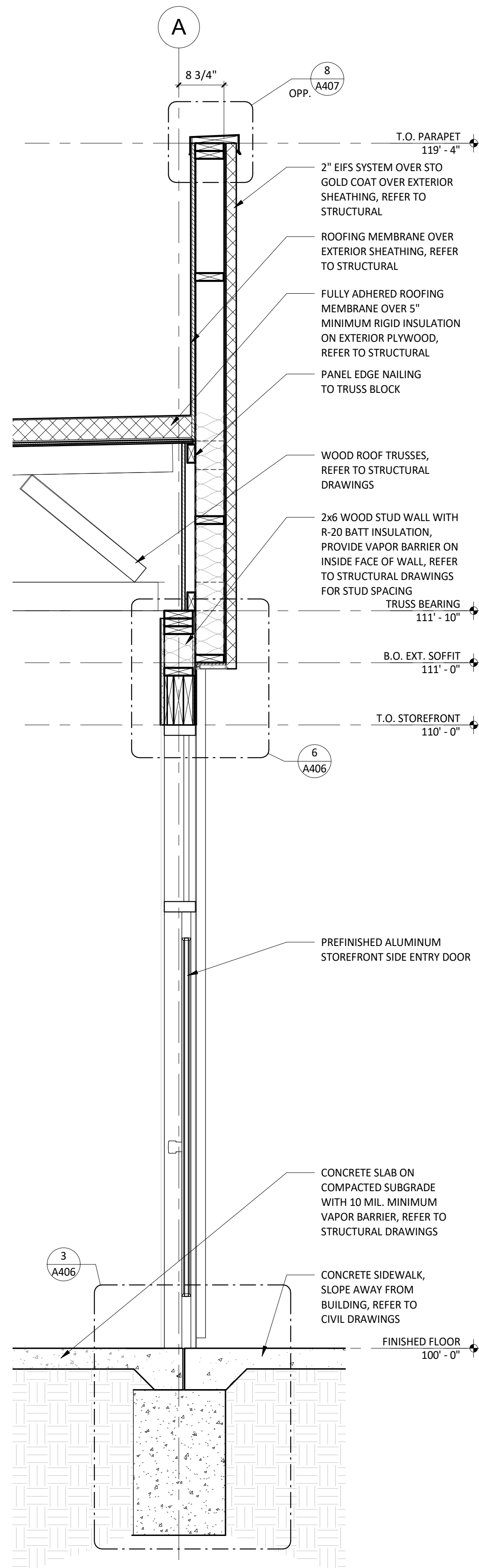
A401



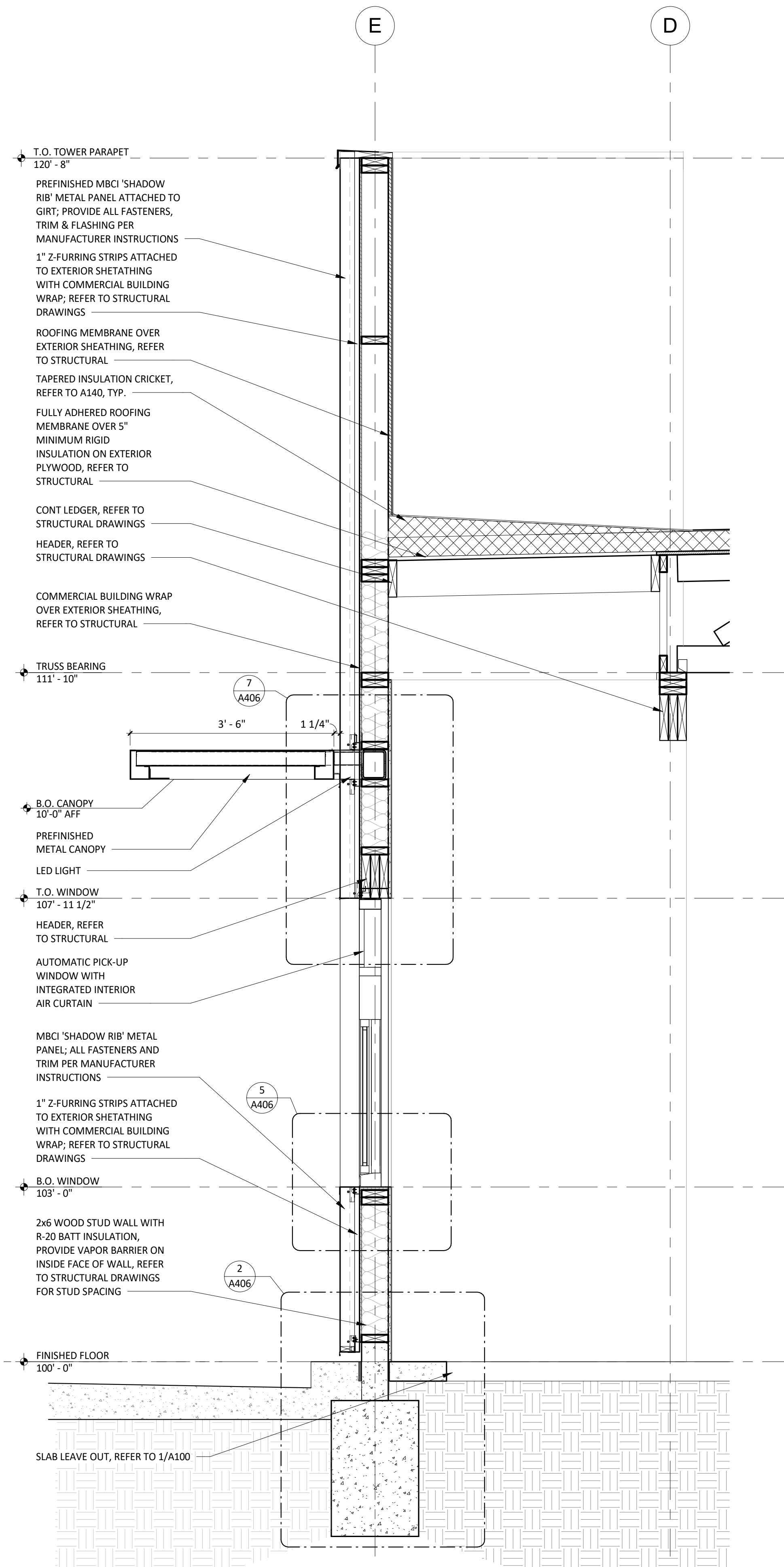
COLUMBIA
DEVELOPMENT

STORE NO.: 000
CMG FAYETTEVILLE SHELL
3017 RAEFFORD RD.
FAYETTEVILLE, NC 28303

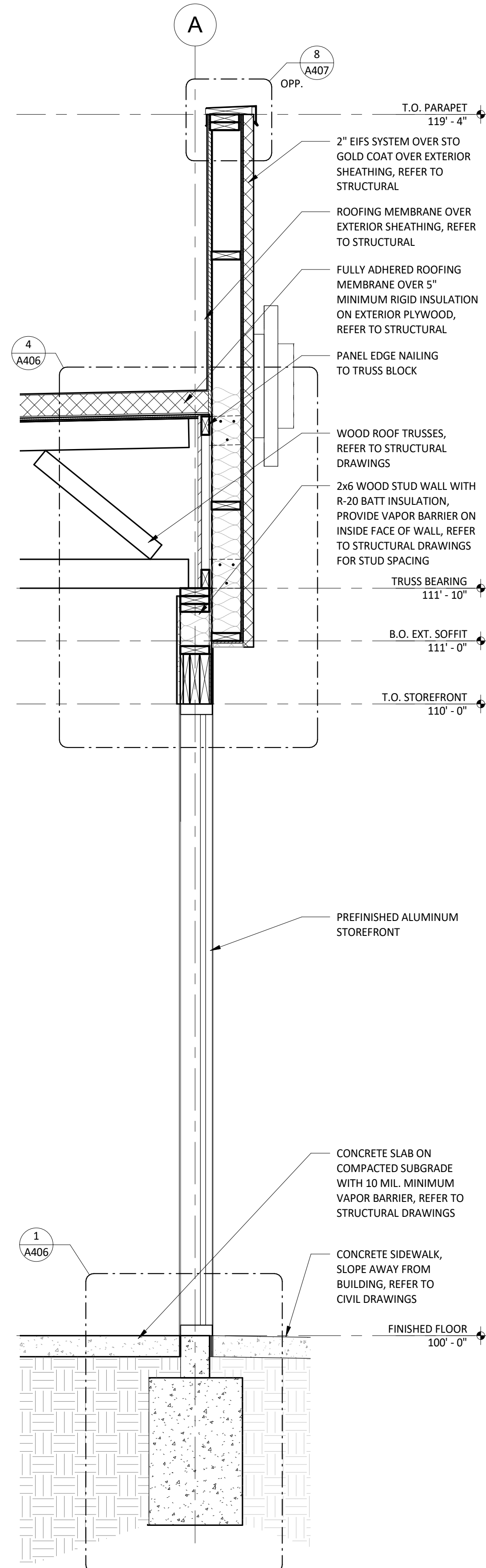
A402



3
A403
WALL SECTION
3/4" = 1'-0"



2
A403
WALL SECTION
3/4" = 1'-0"



1
A403
WALL SECTION
3/4" = 1'-0"



COPYRIGHT 2020
THIS DRAWING IS AN INSTRUMENT OF SERVICE
AND AS SUCH REMAINS THE PROPERTY OF
COLUMBIA DEVELOPMENT. PERMISSION FOR USE
OF THIS DOCUMENT IS LIMITED AND CAN BE
EXTENDED ONLY BY WRITTEN AGREEMENT WITH
COLUMBIA DEVELOPMENT.



COLUMBIA DEVELOPMENT
1845 ST. JULIAN PLACE
COLUMBIA, SC 29204
TELEPHONE: 803.744.5900
INTERNET:
WWW.COLUMBIADEVELOPMENT.COM

STORE NO.: 000
CMG FAYETTEVILLE SHELL
3017 RAEFORD RD.
FAYETTEVILLE, NC 28303

Issue Record:	
01.19.21	TENANT/ OWNER REVIEW
03.08.21	PERMIT SET

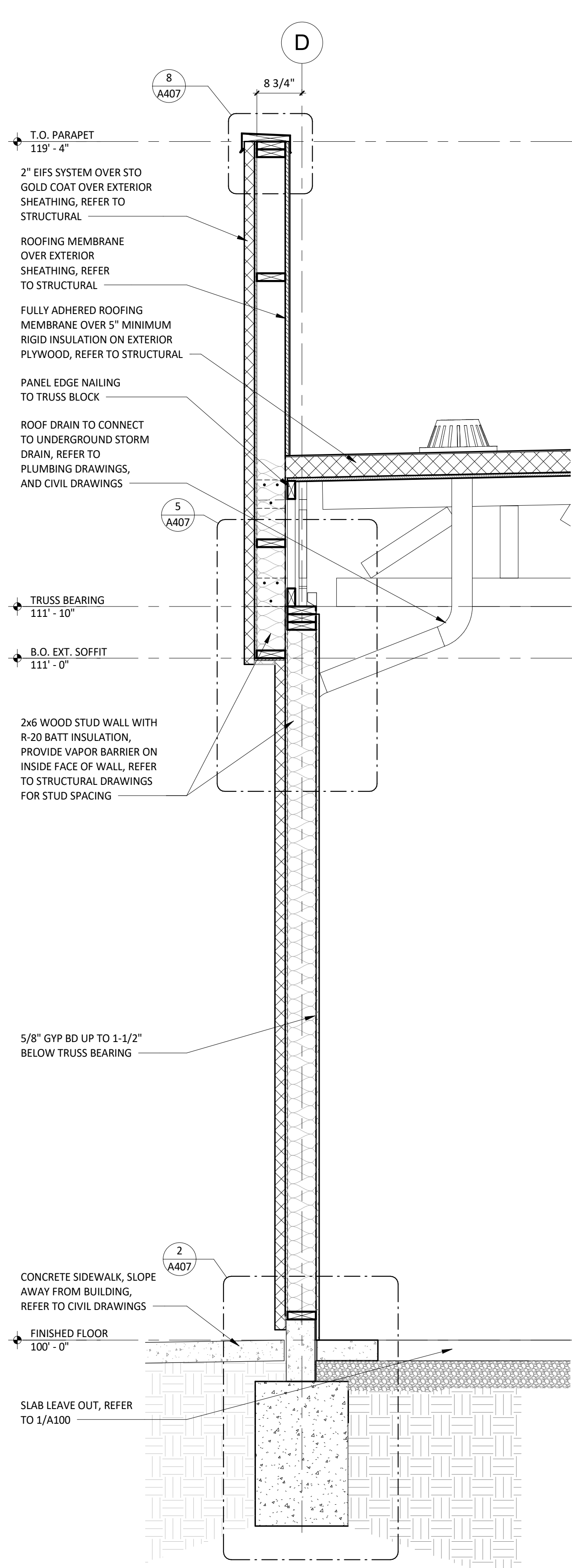
Revisions:	

Drawn:	Checked:
KM	KM

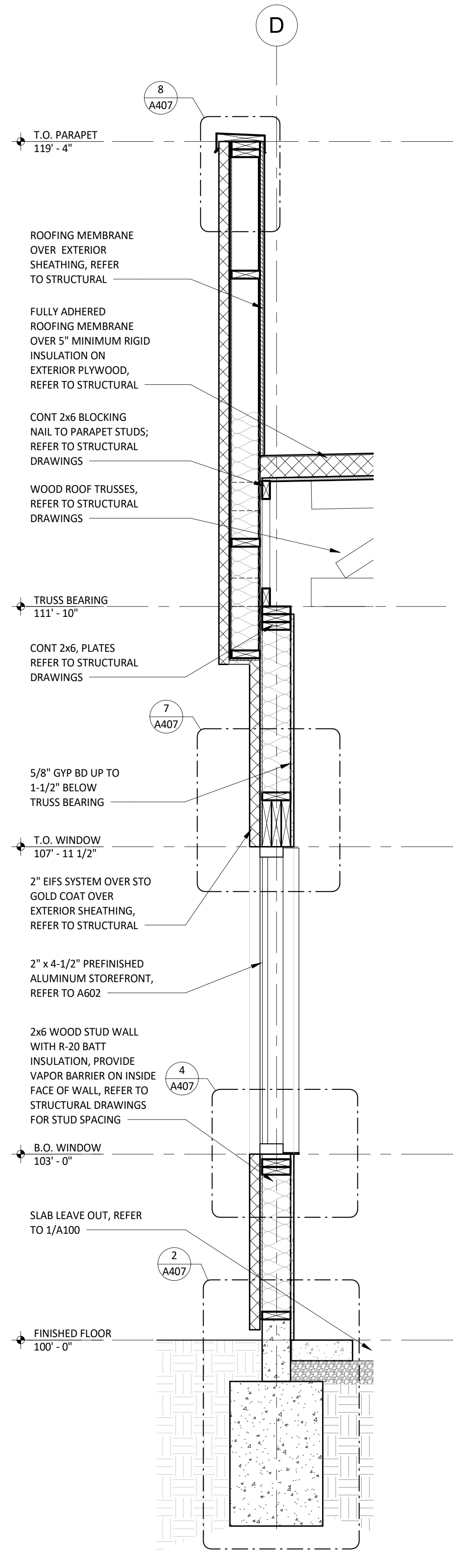
Project No.
CMGXXX

Contents:

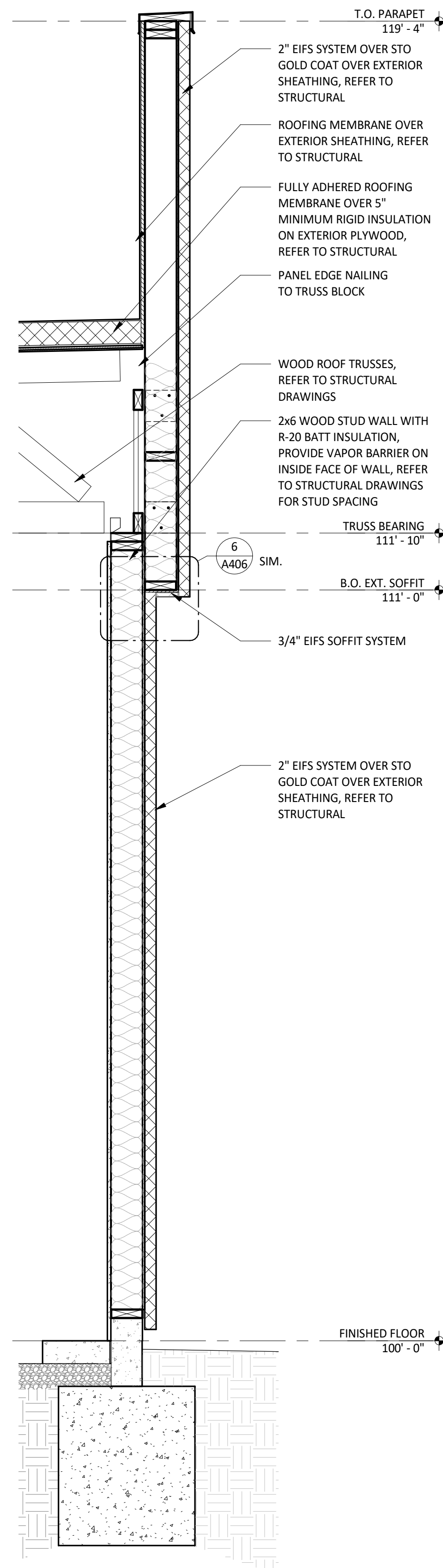
WALL SECTIONS



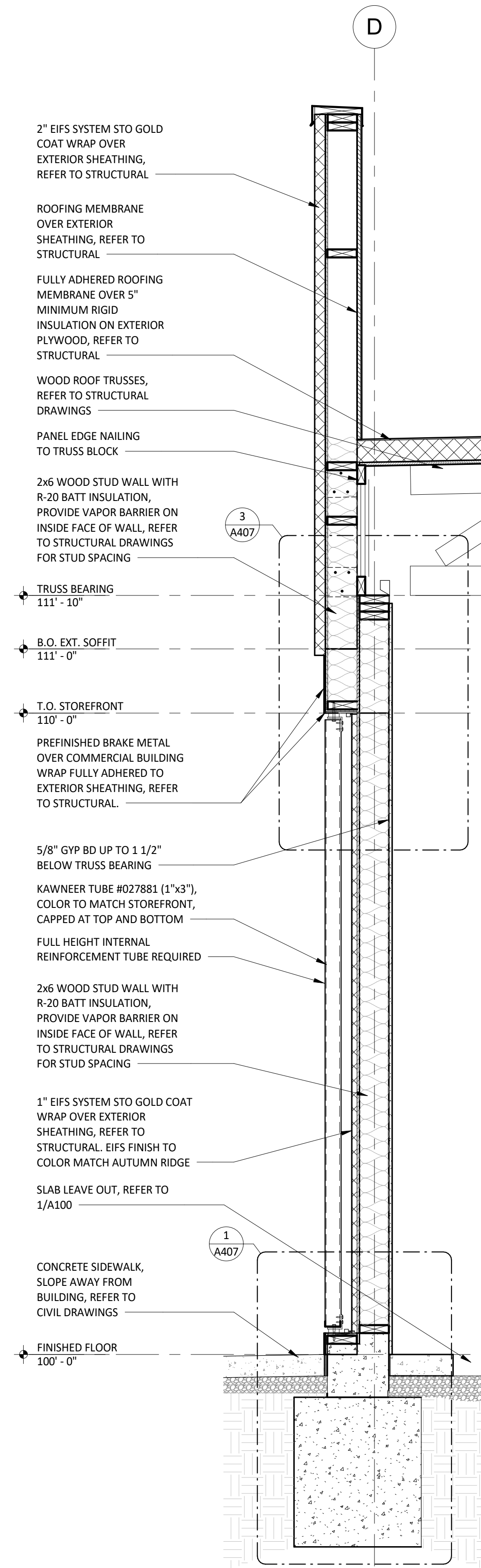
4
A404 WALL SECTION
3/4" = 1'-0"



3
A404 WALL SECTION
3/4" = 1'-0"



2
A404 WALL SECTION
3/4" = 1'-0"



1
A404 WALL SECTION
3/4" = 1'-0"



COPYRIGHT 2020
THIS DRAWING IS AN INSTRUMENT OF SERVICE
AND AS SUCH REMAINS THE PROPERTY OF
COLUMBIA DEVELOPMENT. PERMISSION FOR USE
OF THIS DOCUMENT IS LIMITED AND CAN BE
EXTENDED ONLY BY WRITTEN AGREEMENT WITH
COLUMBIA DEVELOPMENT.



COLUMBIA DEVELOPMENT
1845 ST. JULIAN PLACE
COLUMBIA, SC 29204
TELEPHONE: 803.744.5900
INTERNET:
WWW.COLUMBIADEVELOPMENT.COM

STORE NO.: 000
CMG FAYETTEVILLE SHELL
3017 RAEFORD RD.
FAYETTEVILLE, NC 28303

Issue Record:	
01.19.21	TENANT/ OWNER REVIEW
03.08.21	PERMIT SET

Revisions:

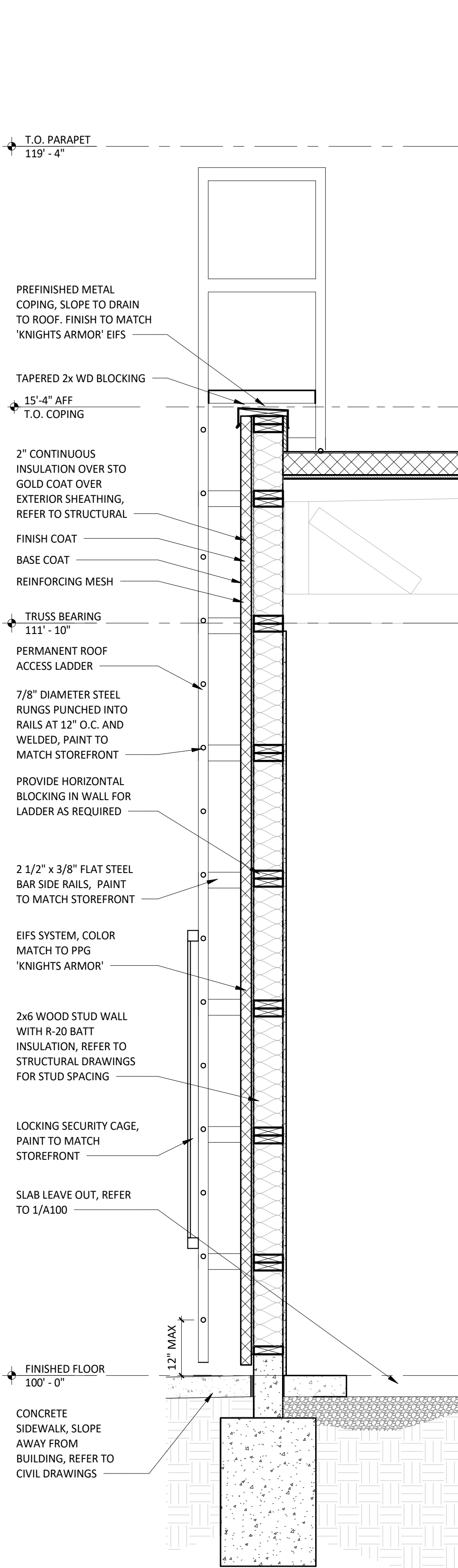
Drawn: KM
Checked: KM

Project No.
CMGXXX

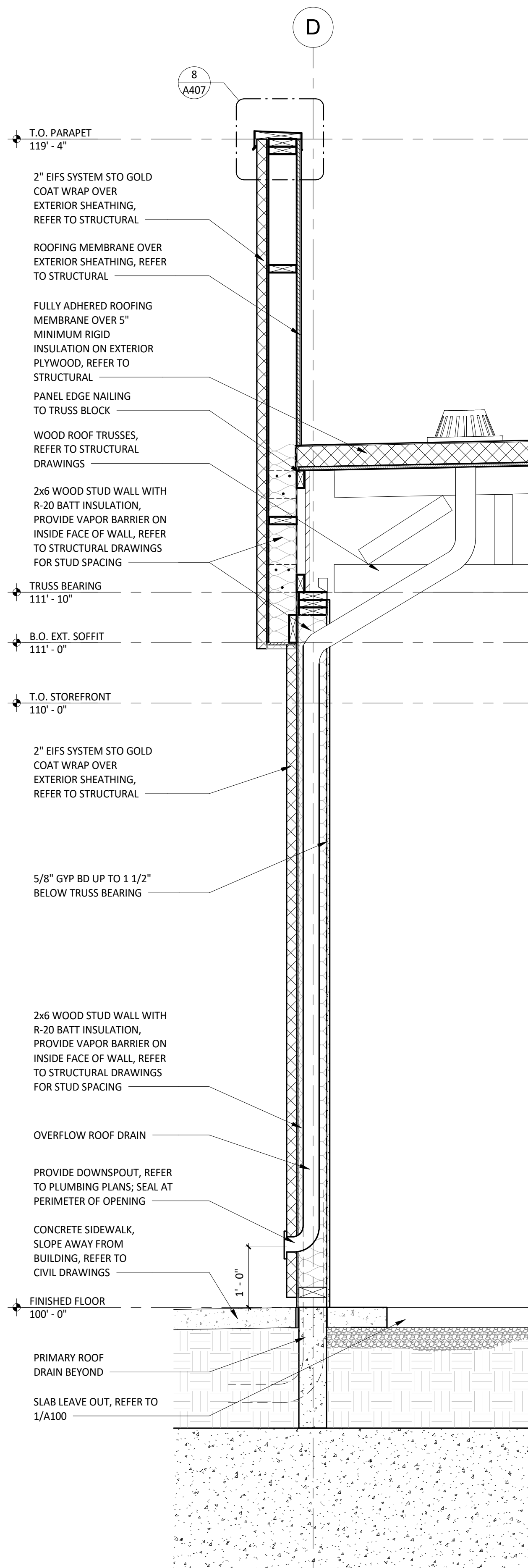
Contents:

WALL SECTIONS

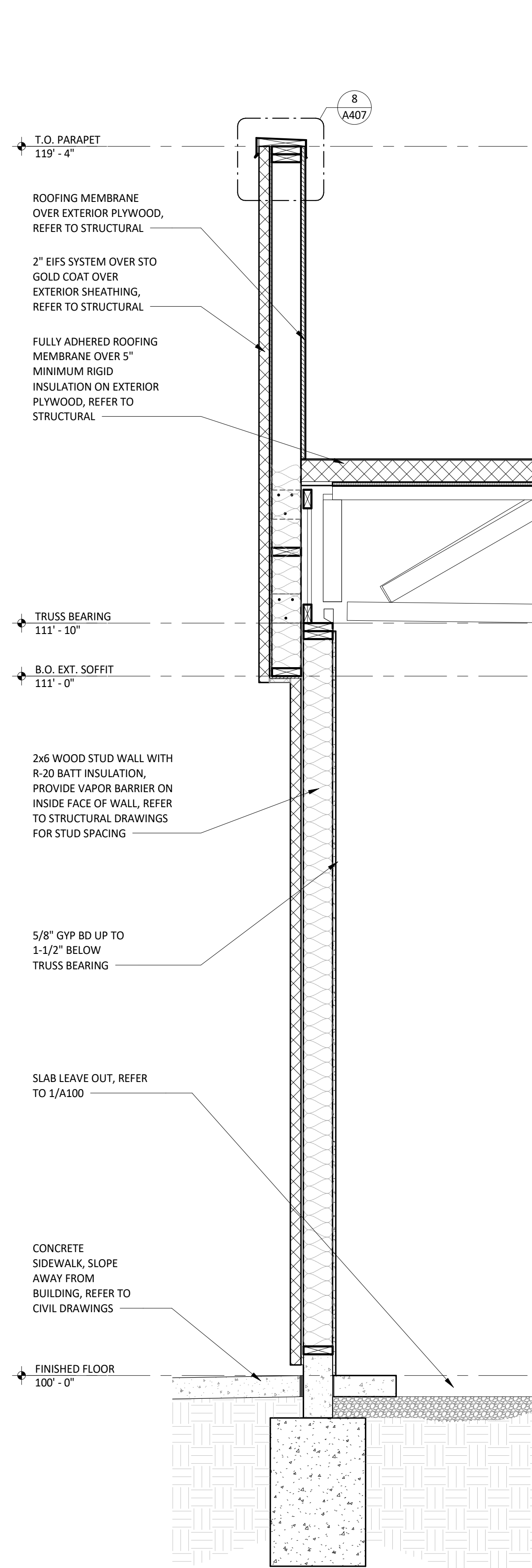
A404



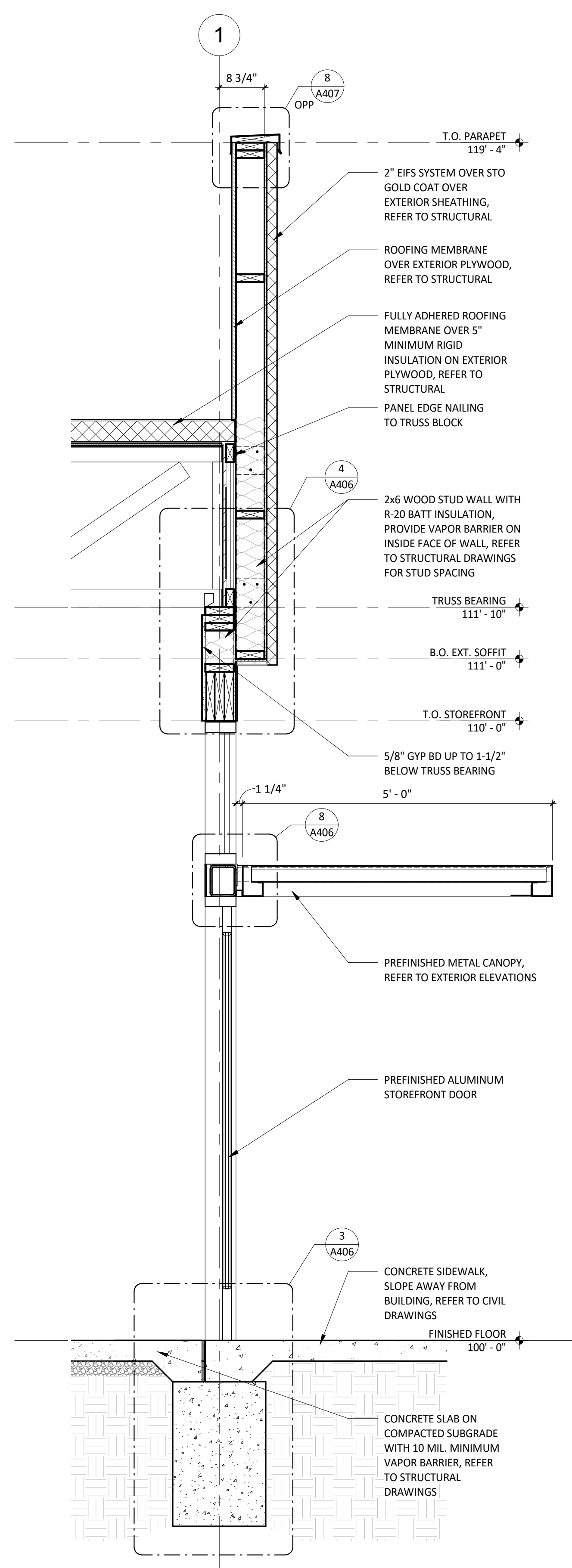
4 WALL SECTION @ ROOF LADDER
3/4" = 1'-0"



3 WALL SECTION
3/4" = 1'-0"



2 WALL SECTION
3/4" = 1'-0"



1 WALL SECTION
3/4" = 1'-0"



COPYRIGHT 2020
THIS DRAWING IS AN INSTRUMENT OF SERVICE
AND AS SUCH REMAINS THE PROPERTY OF
COLUMBIA DEVELOPMENT. PERMISSION FOR USE
OF THIS DOCUMENT IS LIMITED AND CAN BE
EXTENDED ONLY BY WRITTEN AGREEMENT WITH
COLUMBIA DEVELOPMENT.



COLUMBIA DEVELOPMENT
1845 ST. JULIAN PLACE
COLUMBIA, SC 29204
TELEPHONE: 803.744.5900
INTERNET:
WWW.COLUMBIADEVELOPMENT.COM

STORE NO.: 000
CMG FAYETTEVILLE SHELL
3017 RAEFORD RD.
FAYETTEVILLE, NC 28303

Issue Record:	
01.19.21	TENANT/ OWNER REVIEW
03.08.21	PERMIT SET

Revisions:

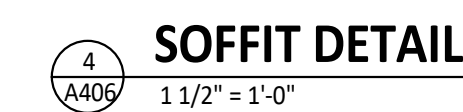
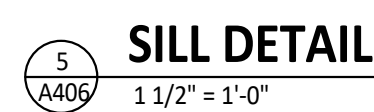
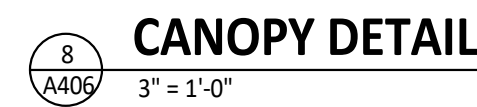
Drawn: KM
Checked: KM

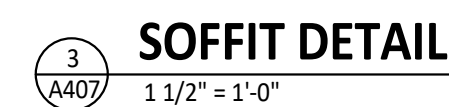
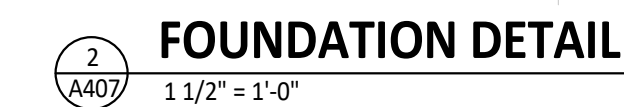
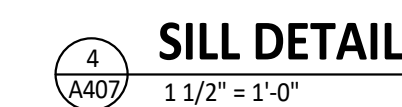
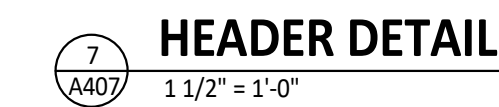
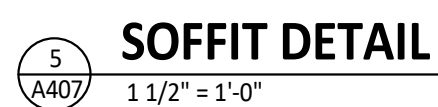
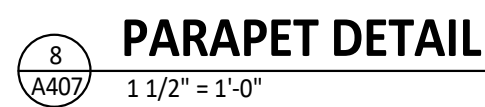
Project No.
CMGXXX

Contents:

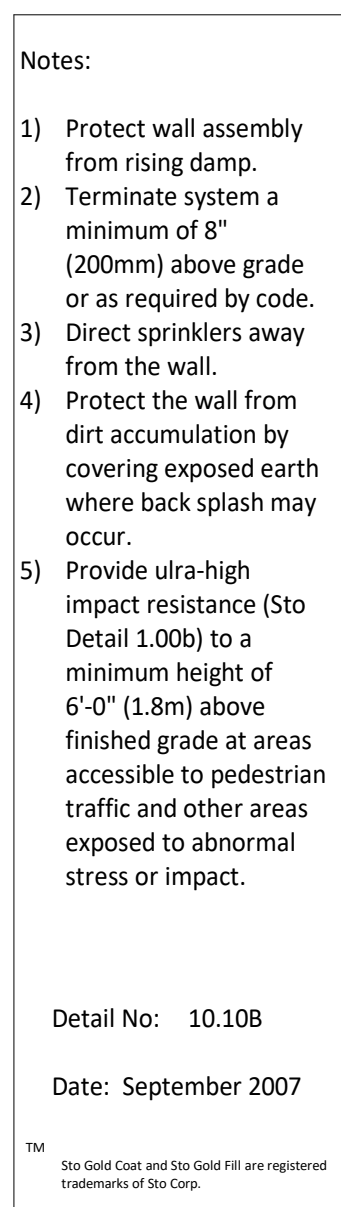
WALL SECTIONS

A405

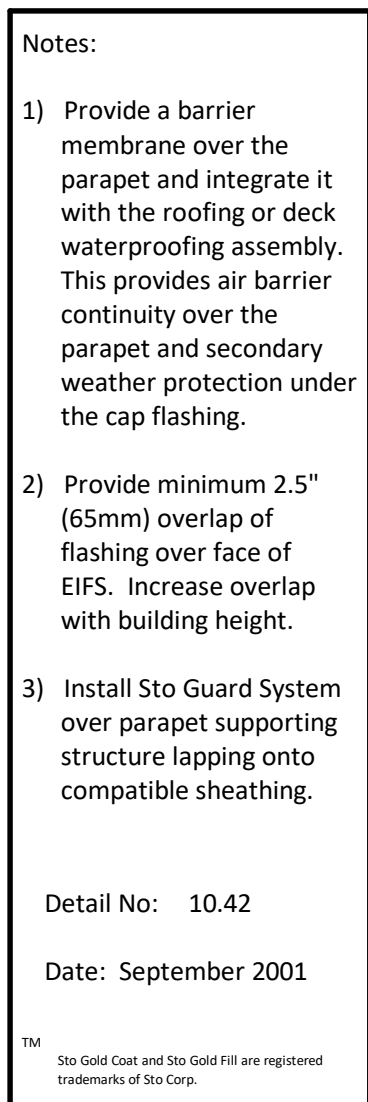




A407



4
A408



3
A408



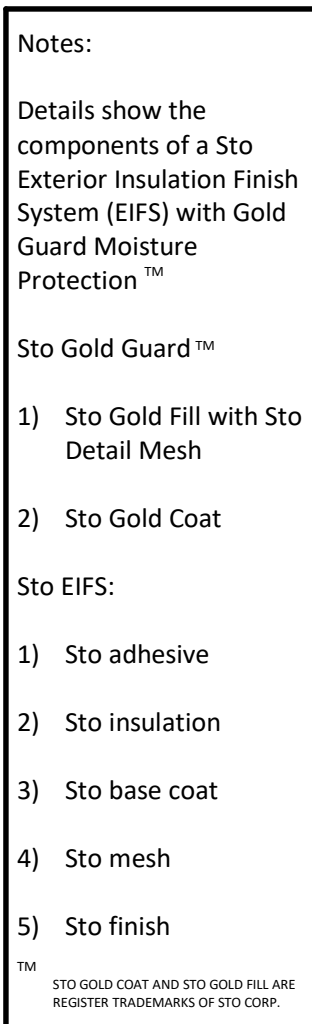
Date: October 2007



ATTENTION **www.stocorp.com**

Sto products are intended for use by qualified professional contractors, not consumers, as a component of a larger construction assembly as specified by a qualified design professional, general contractor or builder. They should be installed in accordance with those specifications and Sto's instructions. Sto Corp. disclaims all, and assumes no, liability for on-site inspections, for its products applied improperly, by unqualified persons or entities, or as part of an improperly designed or constructed building, for the nonperformance of adjacent building components or assemblies, or for other construction activities beyond Sto's control. Improper use of Sto products or use as part of an improperly designed or constructed larger assembly or building may result in serious damage to Sto products, and to the structure of the building and its contents. **STO CORP. DISCLAIMS ALL WARRANTIES EXPRESSED OR IMPLIED, INCLUDING BUT NOT LIMITED TO, THE WARRANTIES OF MERCHANTABILITY AND FITNESS FOR ANY PARTICULAR PURPOSE, AND ANY AND ALL SUCH WARRANTIES, WHICH ARE SUBJECT TO CHANGE FROM TIME TO TIME. For the fullest, most current information on proper application, clean-up, mixing and other specifications and warranties, cautions and disclaimers, please refer to the Sto Corp. website: www.stocorp.com.**

2
A408



1
A408



ATTENTION **WWW.STOCORP.COM**

Sto products are intended for use by qualified professional contractors, not consumers, as a component of a larger construction assembly as specified by a qualified design professional, general contractor or builder. They should be installed in accordance with those specifications and Sto's instructions. Sto Corp. disclaims all, and assumes no, liability for on-site inspections, for its products applied improperly, or by unqualified persons or entities, or as part of an improperly designed or constructed building, for the nonperformance of adjacent building components or assemblies, or for other construction activities beyond Sto's control. Improper use of Sto products or use as part of an improperly designed or constructed larger assembly or building may result in damage to Sto products, and to the structure of the building or its components. **STO CORP. DISCLAIMS ALL WARRANTIES EXPRESSED OR IMPLIED. EXCEPT FOR EXPLICIT LIMITED WRITTEN WARRANTIES ISSUED TO AND ACCEPTED BY BUILDING OWNERS.** **ACCORDANCE WITH STO'S WARRANTY PROGRAMS WHICH ARE SUBJECT TO CHANGE FROM TIME TO TIME.** For the fullest, most current information on proper application, clean-up, mixing and other specifications and warranties, cautions and disclaimers, please refer to the Sto Corp. website, www.stocorp.com.

Sto details are illustrations of construction. They are guidelines, intended for use by the design/construction professional, to assist in developing project specific details. They should be modified where necessary to accommodate individual project conditions. Refer to appropriate Sto specification for design requirements. Refer to local building code for any special requirements.

Consultant:

r e d

architecture + planning
589 w. nationwide blvd.
suite b
columbus, ohio 43215
tel: 614.487.8770
fax: 614.487.8777



COPYRIGHT 2020
THIS DRAWING IS AN INSTRUMENT OF SERVICE
AND AS SUCH REMAINS THE PROPERTY OF
COLUMBIA DEVELOPMENT. PERMISSION FOR USE
OF THIS DOCUMENT IS LIMITED AND CAN BE
EXTENDED ONLY BY WRITTEN AGREEMENT WITH
COLUMBIA DEVELOPMENT.



COLUMBIA DEVELOPMENT
1845 ST. JULIAN PLACE
COLUMBIA, SC 29204
TELEPHONE: 803.744.5900
INTERNET:
WWW.COLUMBIADEVELOPMENT.COM

STORE NO.: 000
CMG FAYETTEVILLE SHELL
3017 RAEFORD RD.
FAYETTEVILLE, NC 28303

[illegible]

Drawn:	Checked:
KM	KM
Project No.	
CMGXXX	
Contents:	

EIFS DETAILS

A408



COLUMBIA
DEVELOPMENT

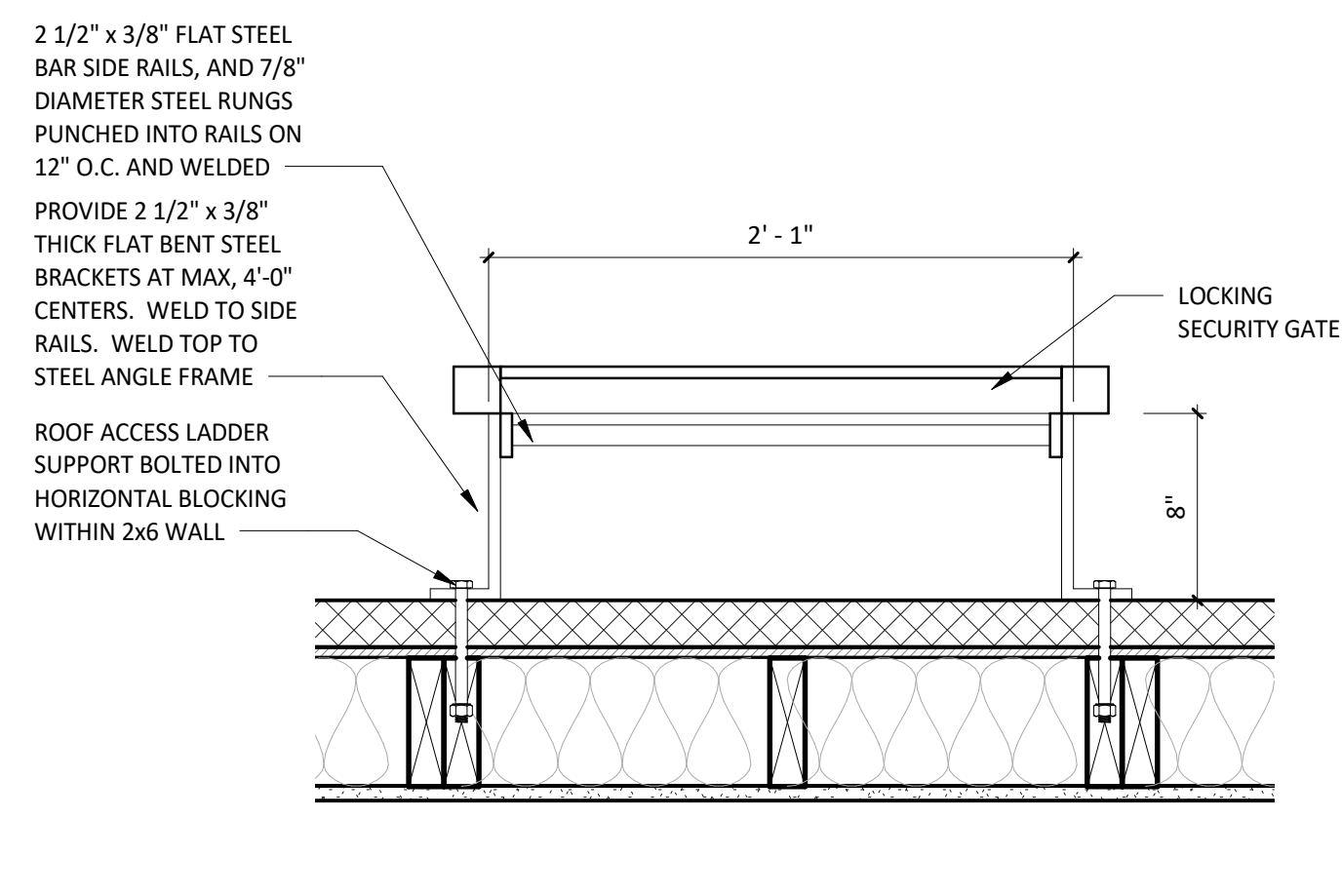
STORE NO.: 000

CMG FAYETTEVILLE SHELL

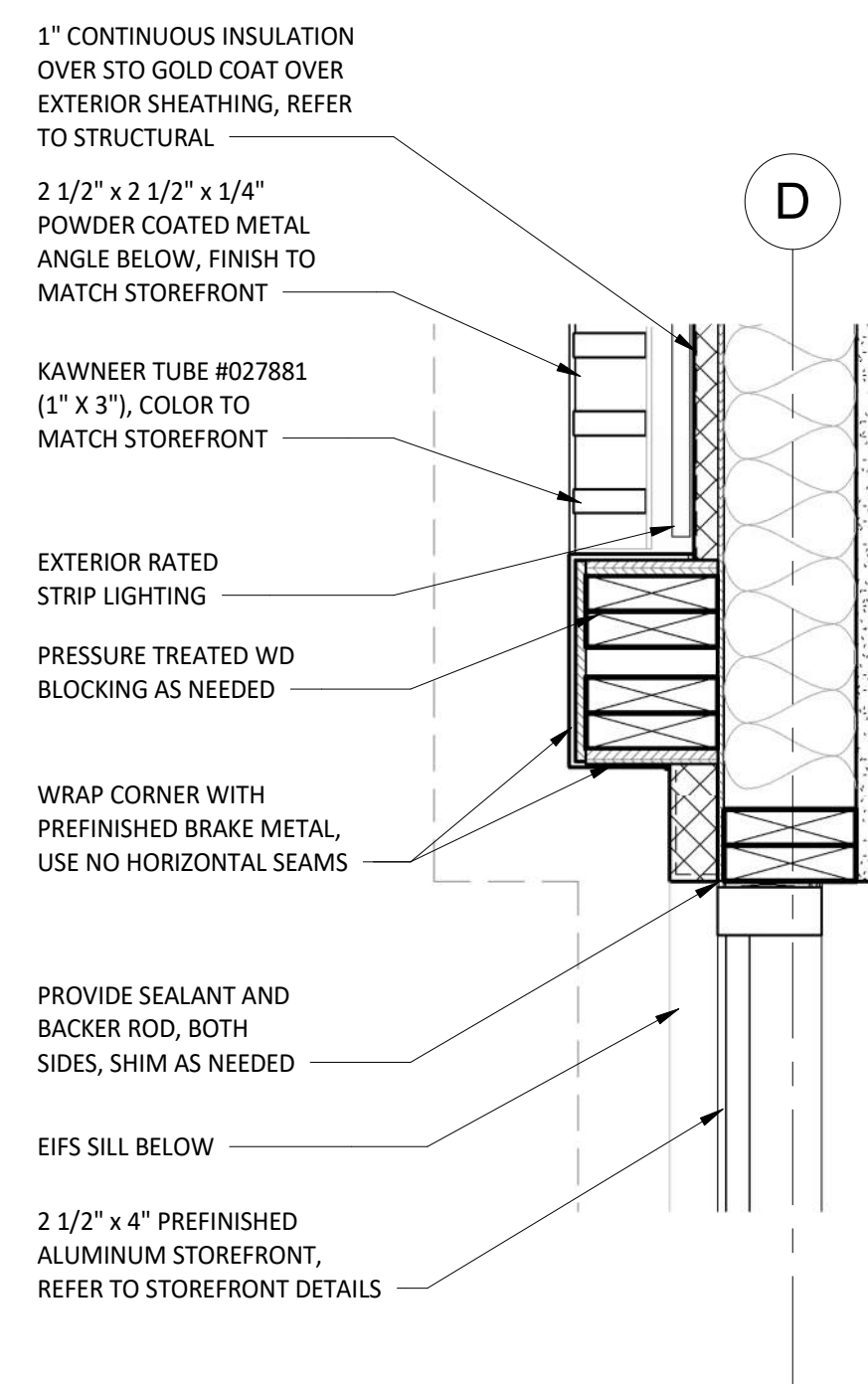
3017 RAEFORD RD.

FAYETTEVILLE, NC 28303

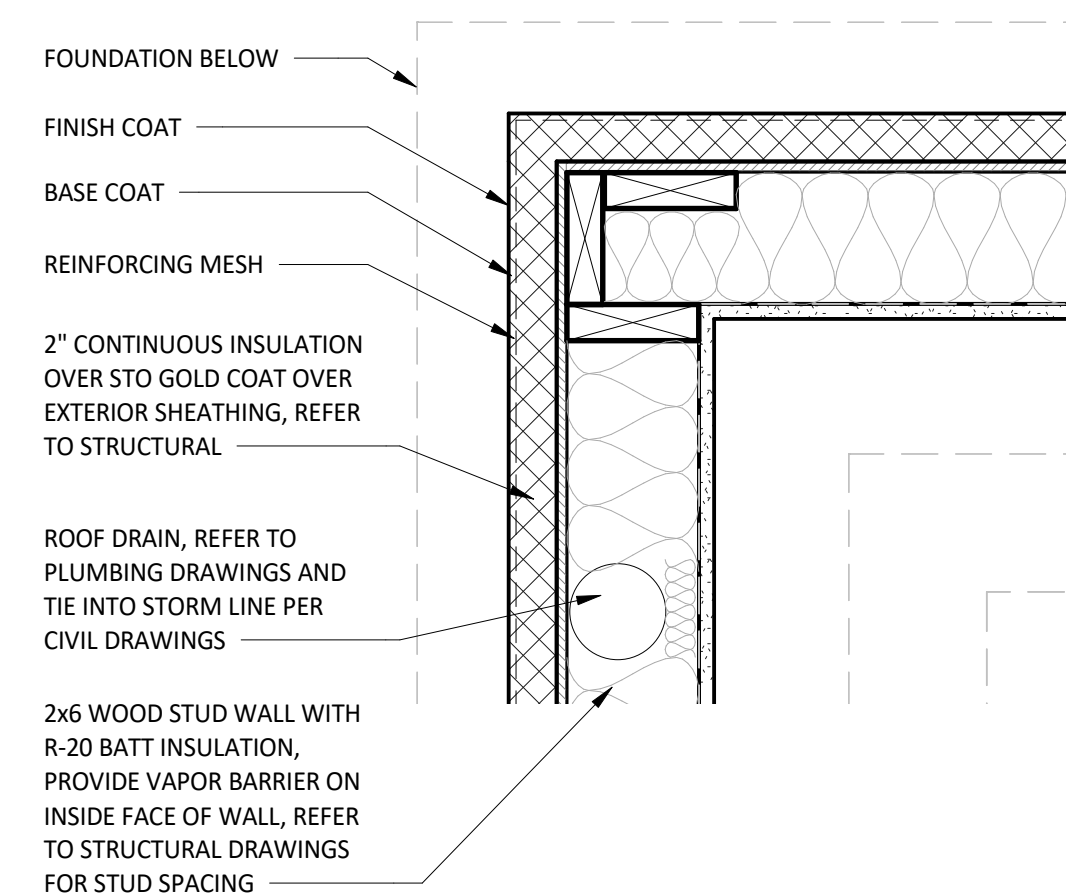
PLAN DETAILS



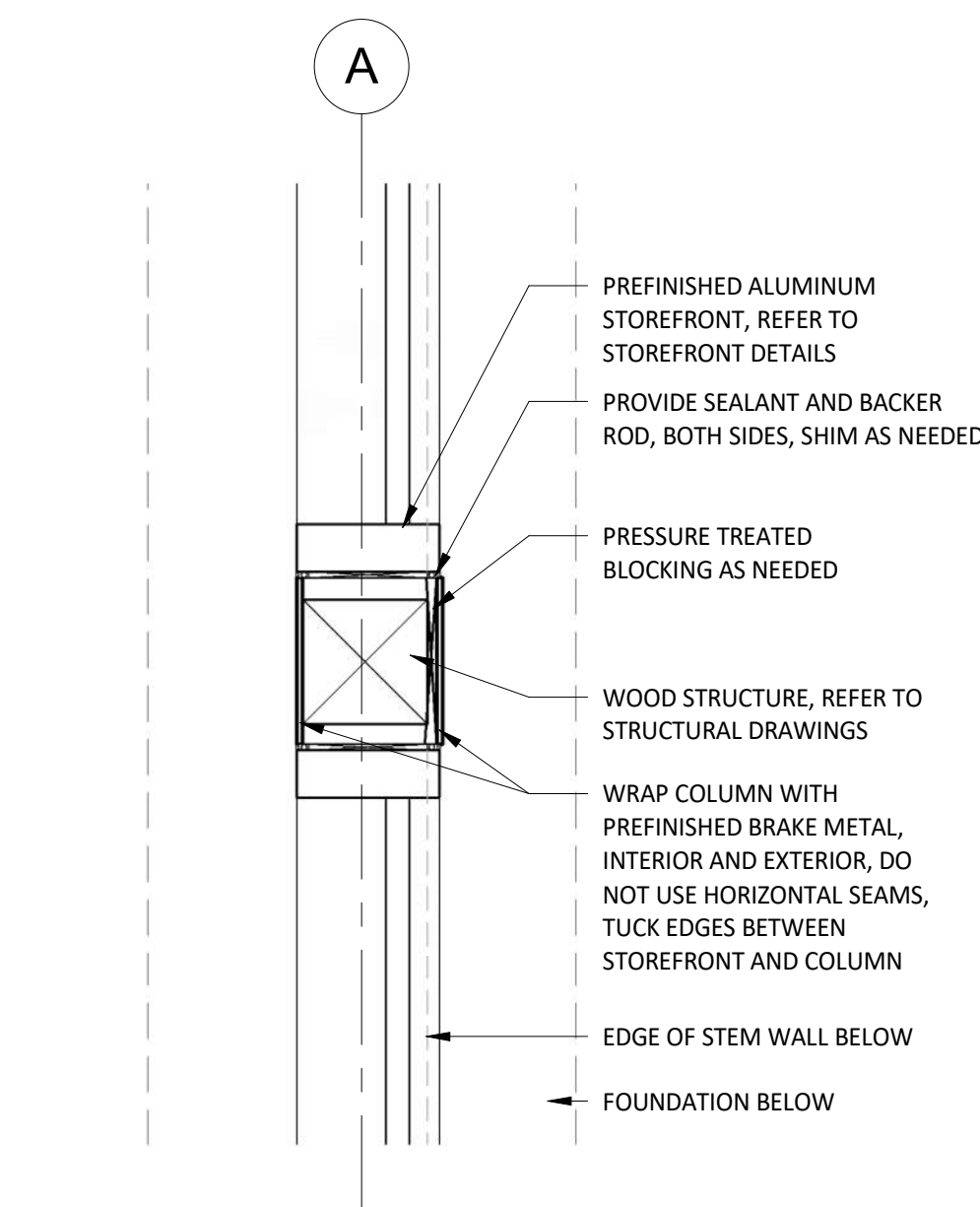
PLAN DETAIL - EXTERIOR ROOF LADDER



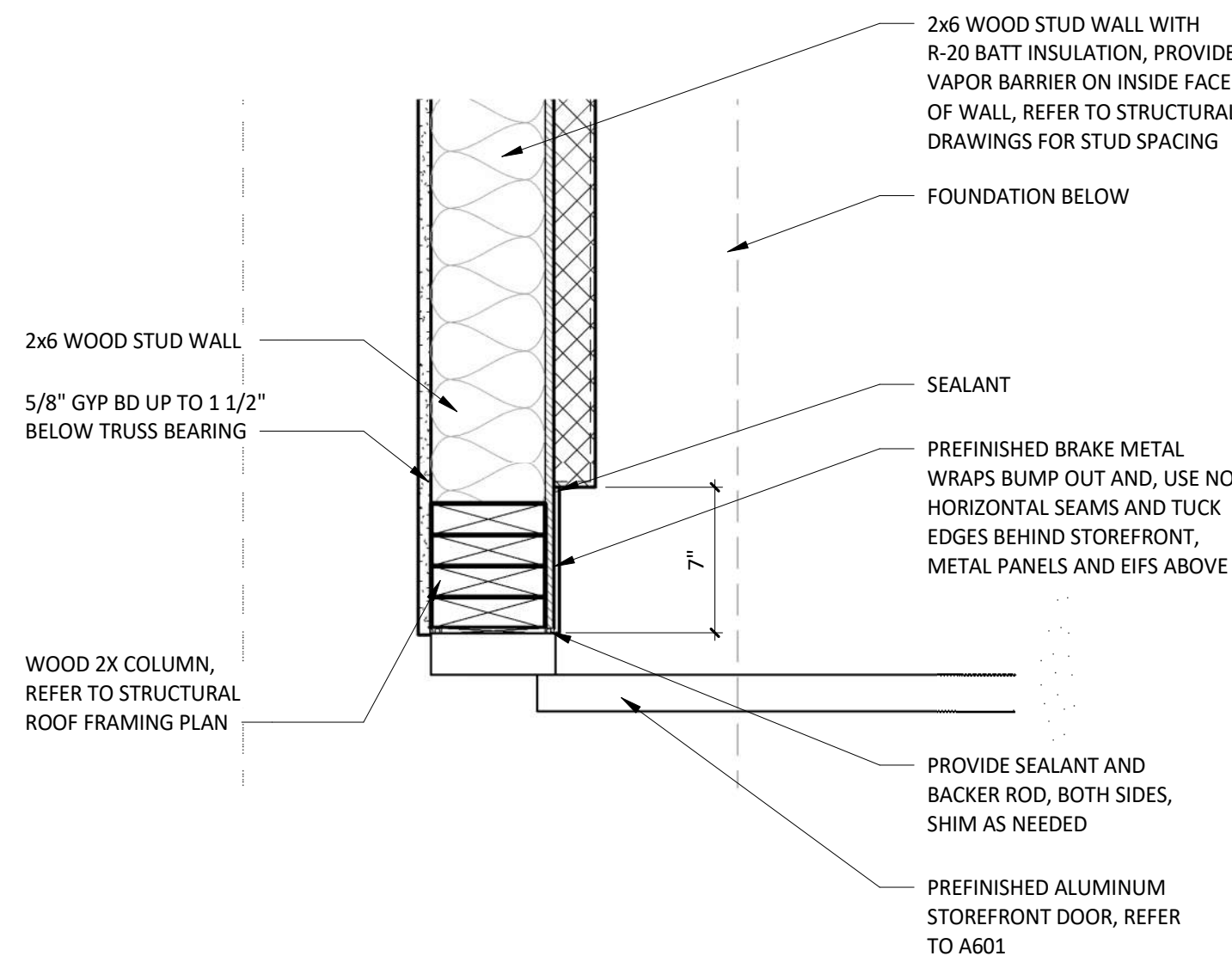
PLAN DETAIL



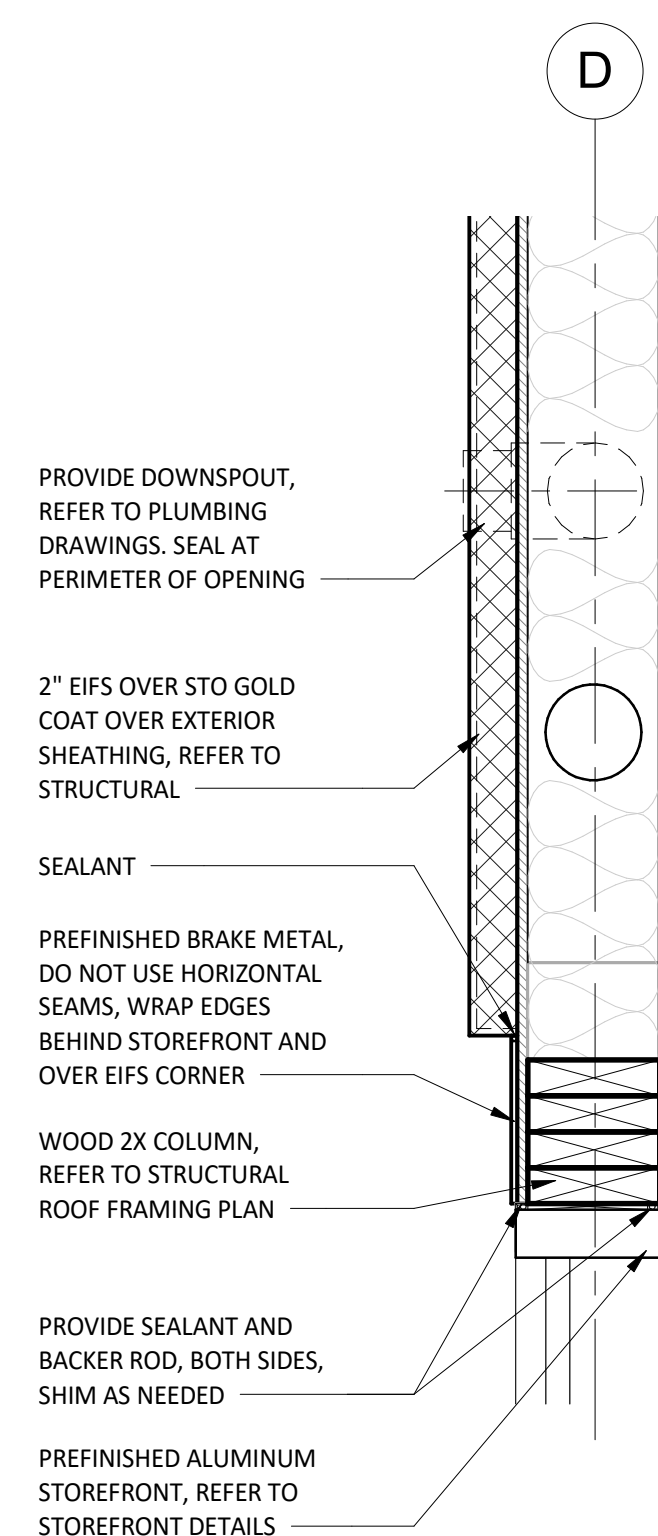
PLAN DETAIL



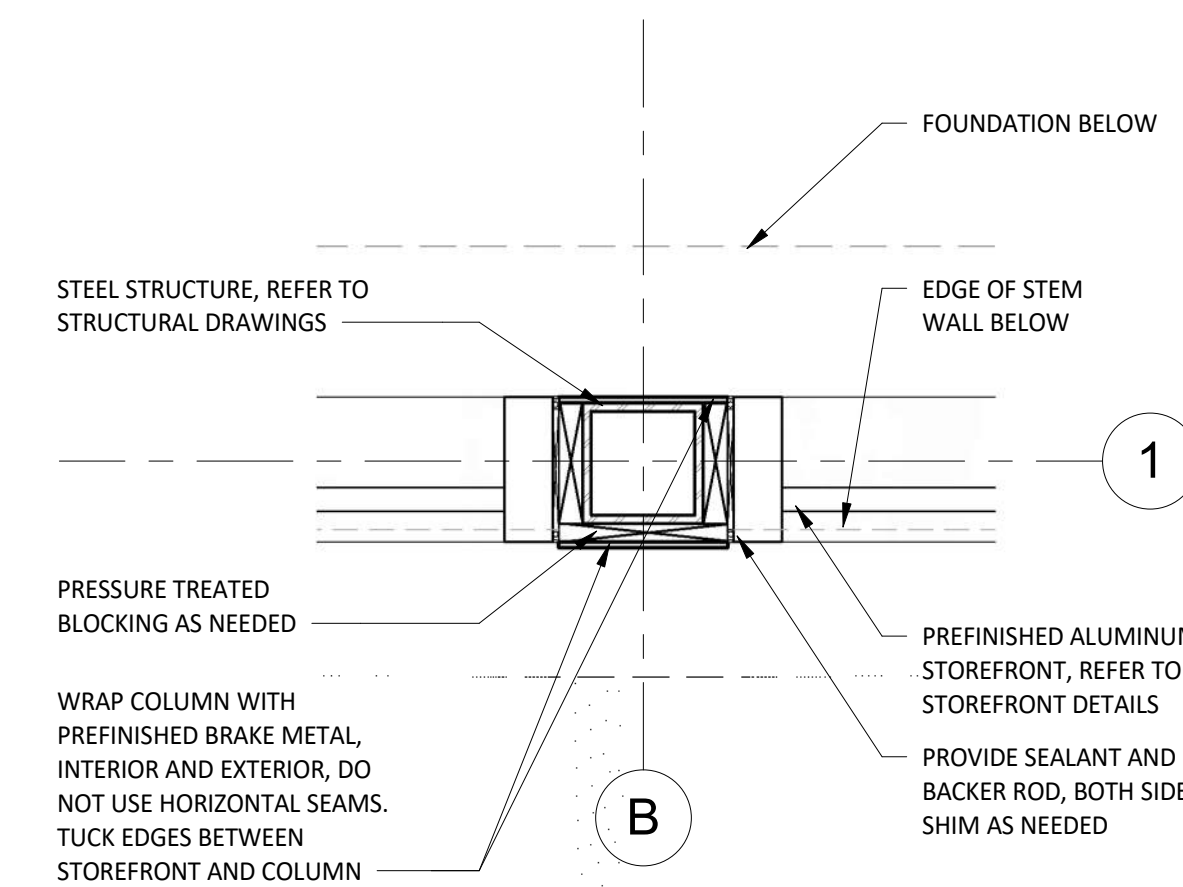
PLAN DETAIL



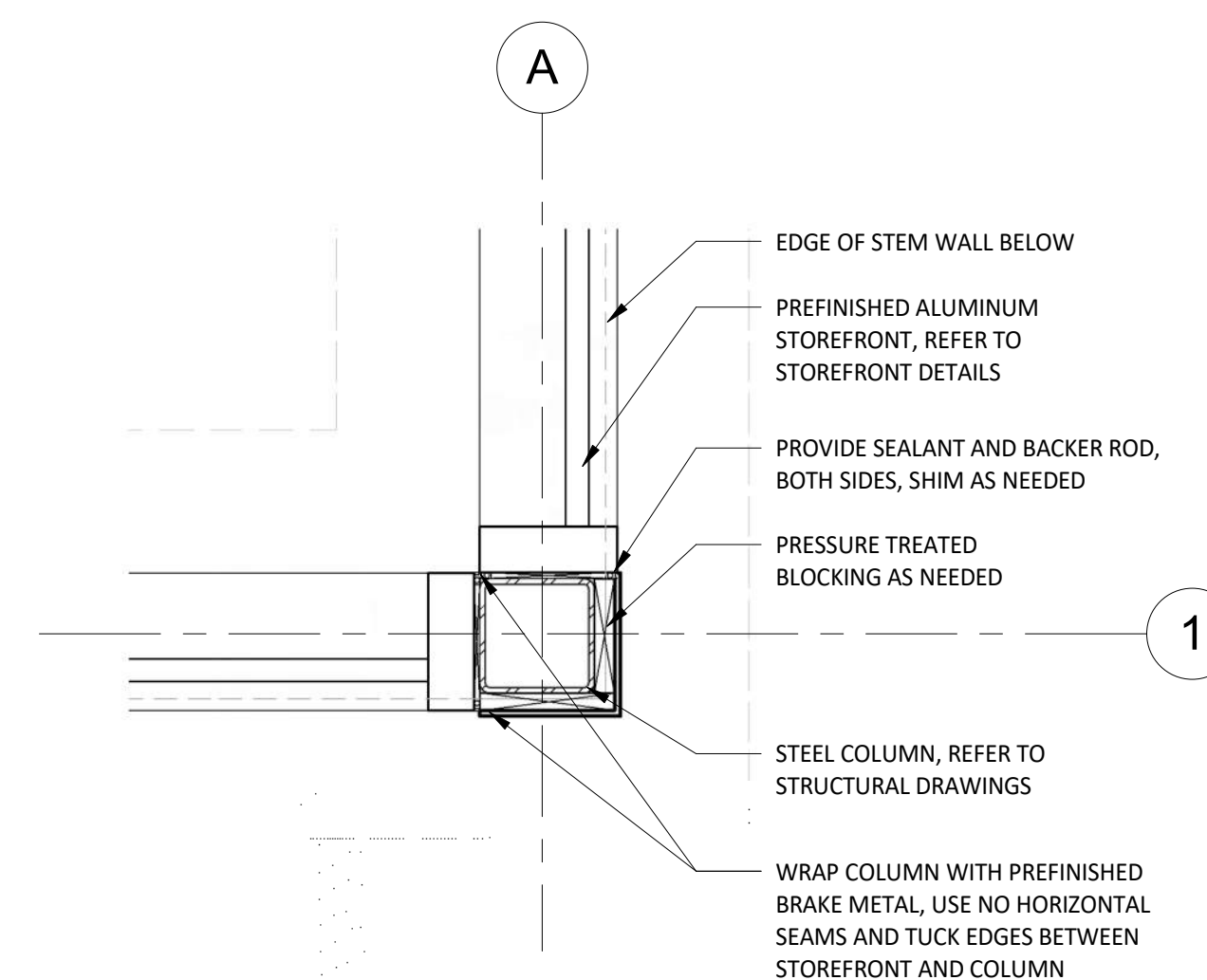
PLAN DETAIL



PLAN DETAIL



2 PLAN DETAIL
A409 1 1/2" = 1'-0"



PLAN DETAIL

DOOR SCHEDULE

TAG	ROOM	DOOR STATUS *	FRAME STATUS	DOOR DESCRIPTION	DOOR WIDTH	DOOR HEIGHT	THICKNESS	DOOR DOOR TYPE	DOOR DOOR FINISH	FRAME FRAME TYPE	MATERIAL	STILE	HARDWARE SET	HARDWARE STATUS*	FIRE RATING	REMARKS
1		NEW	NEW	DOUBLE STOREFRONT (WIDE STILE, WOOD PULL/PUSH)	6' - 0"	7' - 0"	0' - 1 3/4"	A	SEE A301	STOREFRONT	ALUM	WIDE (5")	1	NEW		1,2,4,5
2		NEW	NEW	SINGLE STOREFRONT (WIDE STILE, NON-OFFSET, PANIC)	3' - 0"	7' - 0"	0' - 1 3/4"	A	SEE A301	STOREFRONT	ALUM	WIDE (5")	2A	NEW		1,3,4,5
3		NEW	NEW	HM REAR KITCHEN (STANDARD)	3' - 6"	7' - 0"	0' - 1 3/4"	D	D1/D2 (SEE A120)	2	H.M.	-	3	NEW		1,4,7

REMARK NOTES

1. DOORS WITH REMARK #1 TO BE KEYED THE SAME
2. EXIT INDICATOR ARRIVES WITH SIGNS STATING "THIS DOOR TO REMAIN UNLOCKED DURING BUSINESS HOURS" AND "THIS DOOR TO REMAIN UNLOCKED WHEN THE BUILDING IS OCCUPIED". VERIFY REQUIRED SIGN WORDING WITH LOCAL JURISDICTION PRIOR TO INSTALLATION. ONE SIGN IS TO BE PLACED IN A VISIBLE LOCATION ABOVE THE DOORS.
3. THERE IS TO BE NO EXTERIOR HOLE OR CYLINDER
4. USE NON-SHRINK STRUCTURAL GROUT BED UNDER THRESHOLD
5. BLACK DOOR SWEEP TO BE USED WITH CHARCOAL, BLACK OR BRONZE STOREFRONT. LIGHT GRAY DOOR SWEEP TO BE USED WITH CLEAR ANODIZED ALUMINUM STOREFRONT
6. IF STATUS IS "EXISTING" G.C TO DETERMINE CONDITION OF EXISTING HADWARE. IF HARDWARE IS IN POOR CONDITION, PROVIDE HARDWARE IN HARDWARE SCHEDULE. CONFIRM REPLACEMENT WITH CHIPOTLE CM.
7. REAR KITCHEN DOOR TO BE PAINTED 'BLACK' ON INTERIOR AND 'KNIGHT'S ARMOR' ON EXTERIOR U.N.O.

HARDWARE SETS

SET 1 - MAIN ENTRY - PAIR - WOOD PULL/PUSH

(2)	HINGE	HAGER, MODEL 780-224HD-83"-CLR	(BY TENANT)
(2)	MORTISE CYLINDER	SCHLAGE, MODEL 80-103, BRUSHED CHROME; C.O. CYLINDER AT 34" MIN. FROM BOTTOM OF DOOR	
(2)	TEMP CORE	SCHLAGE, MODEL 80-035 INTERCHANGEABLE CORE, (BRUSHED CHROME)	(BY TENANT)
(2)	PUSH HARDWARE	1 1/2" DIAMETER WOOD PUSH, VARIES HIGH - PROVIDED BY MILLWORK SUPPLIER. MOUNT TOP OF PULLS FLUSH WITH TOP OF GLAZING STOP IN DOOR, RE: SHOP DRAWINGS	
(2)	PULL HARDWARE	1 1/2" DIAMETER WOOD PULL, VARIES HIGH - PROVIDED BY MILLWORK SUPPLIER. MOUNT TOP OF PULLS FLUSH WITH TOP OF GLAZING STOP IN DOOR, RE: SHOP DRAWINGS	(BY TENANT)
(1)	DEADBOLT	ADAMS RITE, MODEL MS1850S-310-628	
(1)	EXIT INDICATOR	ADAMS RITE, MODEL 4089-00-130	
(1)	HEADER BOLT	ADAMS RITE, MODEL 4016-30-01	
(1)	THRESHOLD BOLT	ADAMS RITE, MODEL 4015-18-18	
(2)	CLOSER	DORMA, MODEL 8916-AF89P-689 (TOP JAMB), (ALUMINUM)	
(2)	DOOR STOP	IVES, MODEL FS18S (ALUMINUM)	
(2)	OVERHEAD STOP	GLYNN-JOHNSON, MODEL 454S-SP28 (ALUMINUM)	
(2)	CLOSER BACK PLATE	DORMA, MODEL BP89, ALUMINUM	
(1)	THRESHOLD	REESE, MODEL S239A-72 (SIZE 72")	
(2)	SMOKE SEAL	REESE, MODEL 797B-21	
(2)	DOOR SWEEP	PEMKO, MODEL SF5C-200-36 (36" DOOR),OWNER FURNISHED	

SET 2A - ENTRY - SINGLE - NON-OFFSET - PANIC HARDWARE

(1)	HINGE	HAGER, MODEL 780-224HD-83"-CLR	
(1)	PUSH HARDWARE	ADAMS RITE, MODEL 8801-36-628 (ALUMINUM FINISH, 36" DOOR); C.O. EXIT DEVICE AT 38" FROM BOTTOM OF DOOR	
(1)	PULL HARDWARE	HIAWATHA, MODEL 535B-32D (8" OVERALL)	
(1)	CLOSER	DORMA, MODEL 8916-AF89P-689 (TOP JAMB), (ALUMINUM)	
(1)	CLOSER BACK PLATE	DORMA, MODEL BP89, ALUMINUM	
(1)	OVERHEAD STOP	GLYNN-JOHNSON, MODEL 454S-US32D (ALUMINUM)	
(1)	THRESHOLD	REESE, MODEL S424A-36 (SIZE 36")	
(1)	SMOKE SEAL	REESE, MODEL 797B-21	
(1)	DOOR SWEEP	PEMKO, MODEL SF5C-200-36 (36" DOOR), OWNER FURNISHED	
(1)	DOOR STOP	IVES, MODEL FS18S (ALUMINUM)	

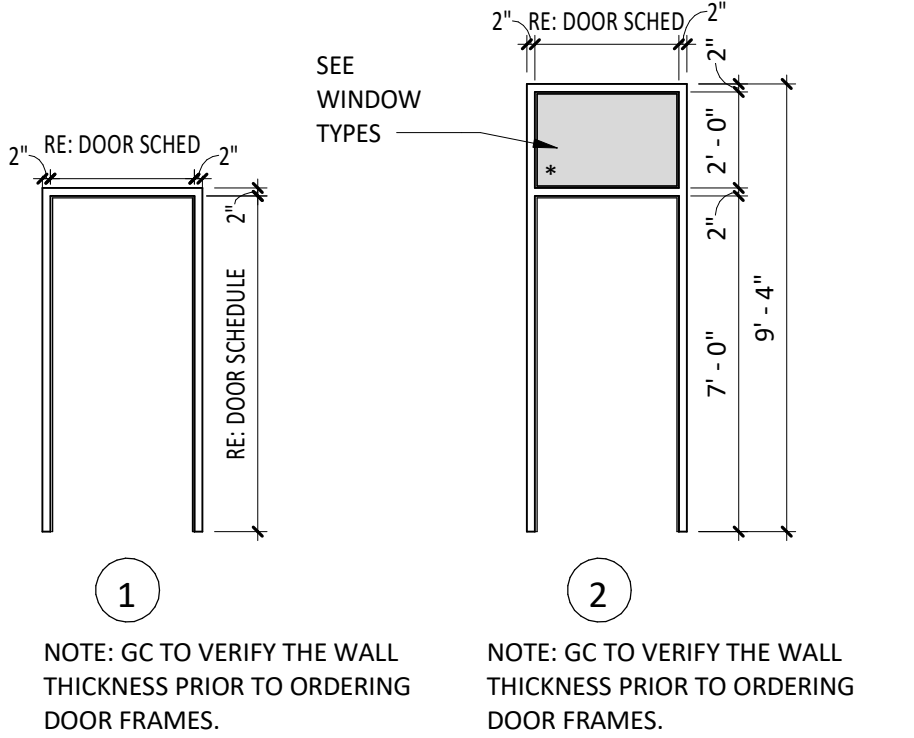
SET 3 - REAR EXIT - SINGLE

(1)	HINGE	HAGER, MODEL 780-224HD-83"-CLR	
(1)	PUSH HARDWARE	FALCON, MODEL 25-R-EO-4'-US28 (SIZE 42")	
(1)	PULL HARDWARE	FALCON, MODEL 510L-DANE-LHR-US26D, ALUMINUM (EXTERIOR SIDE)	
(1)	RIM CYLINDER	GLS, MODEL RCIC-7-LZ-626	
(1)	TEMP CORE	SCHLAGE, MODEL 80-035 INTERCHANGEABLE CORE (FINISH: BRUSHED CHROME)	
(1)	CLOSER	DORMA, MODEL 8916-AF89P-689 (TOP JAMB), ALUMINUM	
(1)	CLOSER BACK PLATE	DORMA, MODEL BP89, ALUMINUM	
(1)	THRESHOLD	REESE, MODEL S239A-42, (SIZE 42")	
(1)	WEATHERSTRIP	REESE, MODEL DS75C-4070	
(1)	DOOR SWEEP	PEMKO, MODEL SF5C-200-42 (42" DOOR) (BLACK) OWNER FURNISHED	
(1)	DOOR VIEWER	IVES, MODEL U698B26D, C.O. VIEWER AT 60" FROM BOTTOM OF DOOR	
(1)	EXIT ALARM	TRINE, MODEL 206-3	
(1)	DOOR SILENCERS	IVES, MODEL SR64	
(1)	DOOR BUZZER	TRINE, MODEL 240	
(1)	KICKPLATE	HIAWATHA, MODEL KP834-US32D	

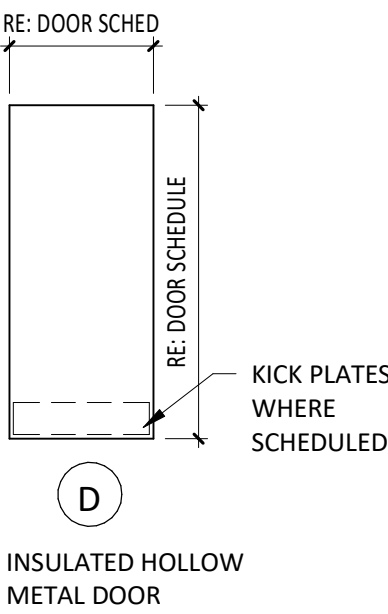
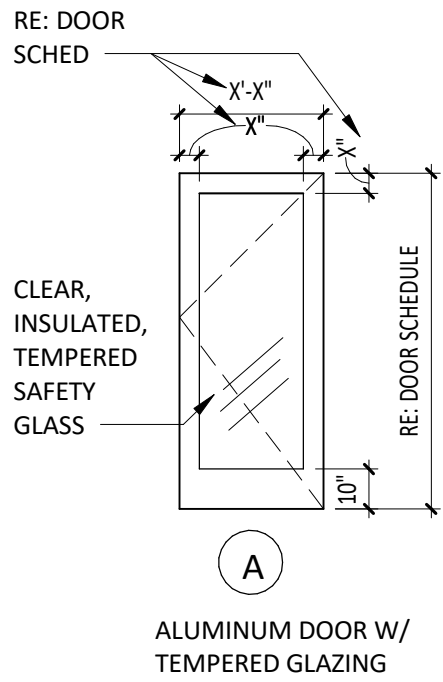
DOOR NOTES

1. ALL EGRESS DOORS SHALL BE READILY OPENABLE FROM THE EGRESS SIDE WITHOUT THE USE OF A KEY OR SPECIAL KNOWLEDGE OR EFFORT.
2. LATCHES, HANDLES, PANIC BARS AND ALL DOOR HARDWARE WILL COMPLY WITH SECTION 7.2 OF NFPA 101 PER THE SPECIFICATIONS.
4. ALL DOORS TO REMAIN UNLOCKED DURING BUSINESS HOURS.
6. MAXIMUM EFFORT TO OPERATE EXTERIOR OR INTERIOR DOORS WITH CLOSERS SHALL NOT EXCEED 5 POUNDS. THIS MAY BE INCREASED TO 15 POUNDS FOR FIRE-RATED DOORS.
7. ALL FRAMES, DOORS AND HARDWARE TO BE FURNISHED BY GC HARDWARE SUPPLIER AND INSTALLED BY G.C. CALL PETE KLIMEK WITH TWIN CITY HARDWARE AT 763-535-4660 TO ARRANGE DELIVERY. STOREFRONT DOORS ARE TO BE PROVIDED BY G.C., STOREFRONT HARDWARE PROVIDED BY GC HARDWARE SUPPLIER.
8. THE BOTTOM 10 INCHES OF ALL DOORS SHALL HAVE A SMOOTH, UNINTERRUPTED SURFACE TO ALLOW THE DOOR TO BE OPENED BY A WHEELCHAIR FOOTREST WITHOUT CREATING A TRAP OR HAZARDOUS CONDITION.

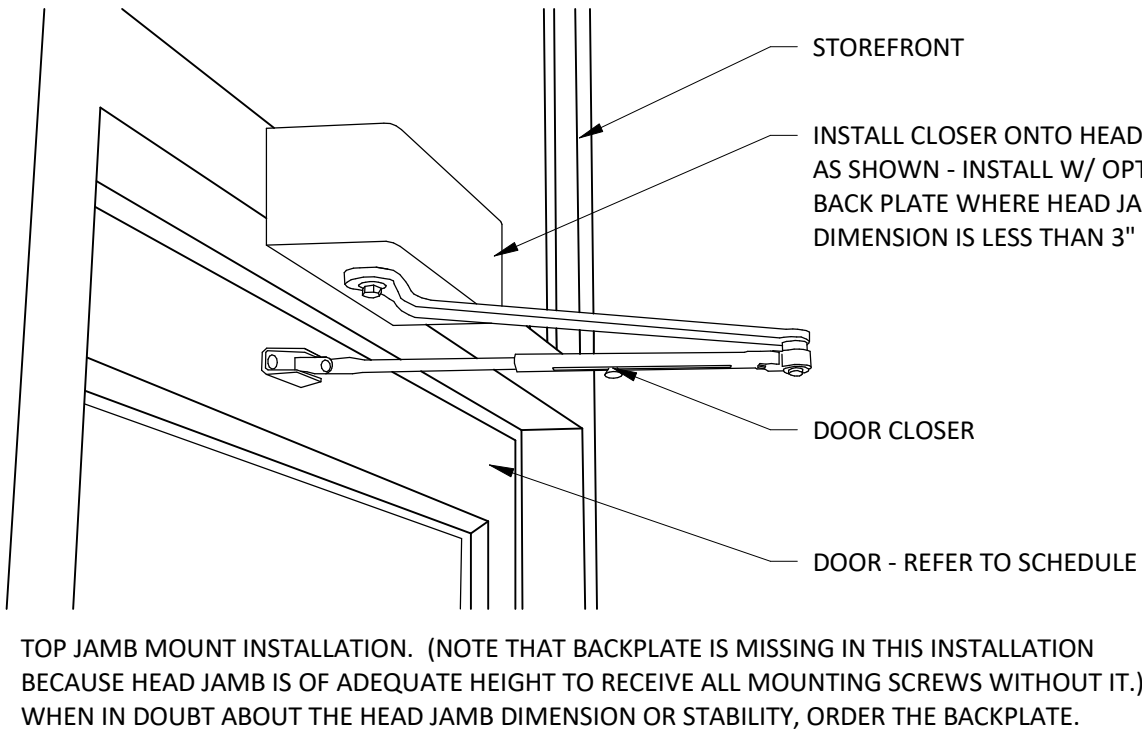
DOOR FRAMES



DOOR TYPES



DOOR CLOSER



Consultant:



architecture + planning
589 w. nationwide blvd.
suite b
columbus, ohio 43215
tel: 614.487.8770
fax: 614.487.8777



COPYRIGHT 2020
THIS DRAWING IS AN INSTRUMENT OF SERVICE
AND AS SUCH REMAINS THE PROPERTY OF
COLUMBIA DEVELOPMENT. PERMISSION FOR USE
OF THIS DOCUMENT IS LIMITED AND CAN BE
EXTENDED ONLY BY WRITTEN AGREEMENT WITH
COLUMBIA DEVELOPMENT.



COLUMBIA DEVELOPMENT
1845 ST. JULIAN PLACE
COLUMBIA, SC 29204
TELEPHONE: 803.744.5900
INTERNET:
WWW.COLUMBIADEVELOPMENT.COM

STORE NO.: 000
CMG FAYETTEVILLE SHELL
3017 RAEFORD RD.
FAYETTEVILLE, NC 28303

Issue Record:

01.19.21	TENANT/ OWNER REVIEW
03.08.21	PERMIT SET

Revisions:

Drawn:

Checked:

KM

KM

Project No.

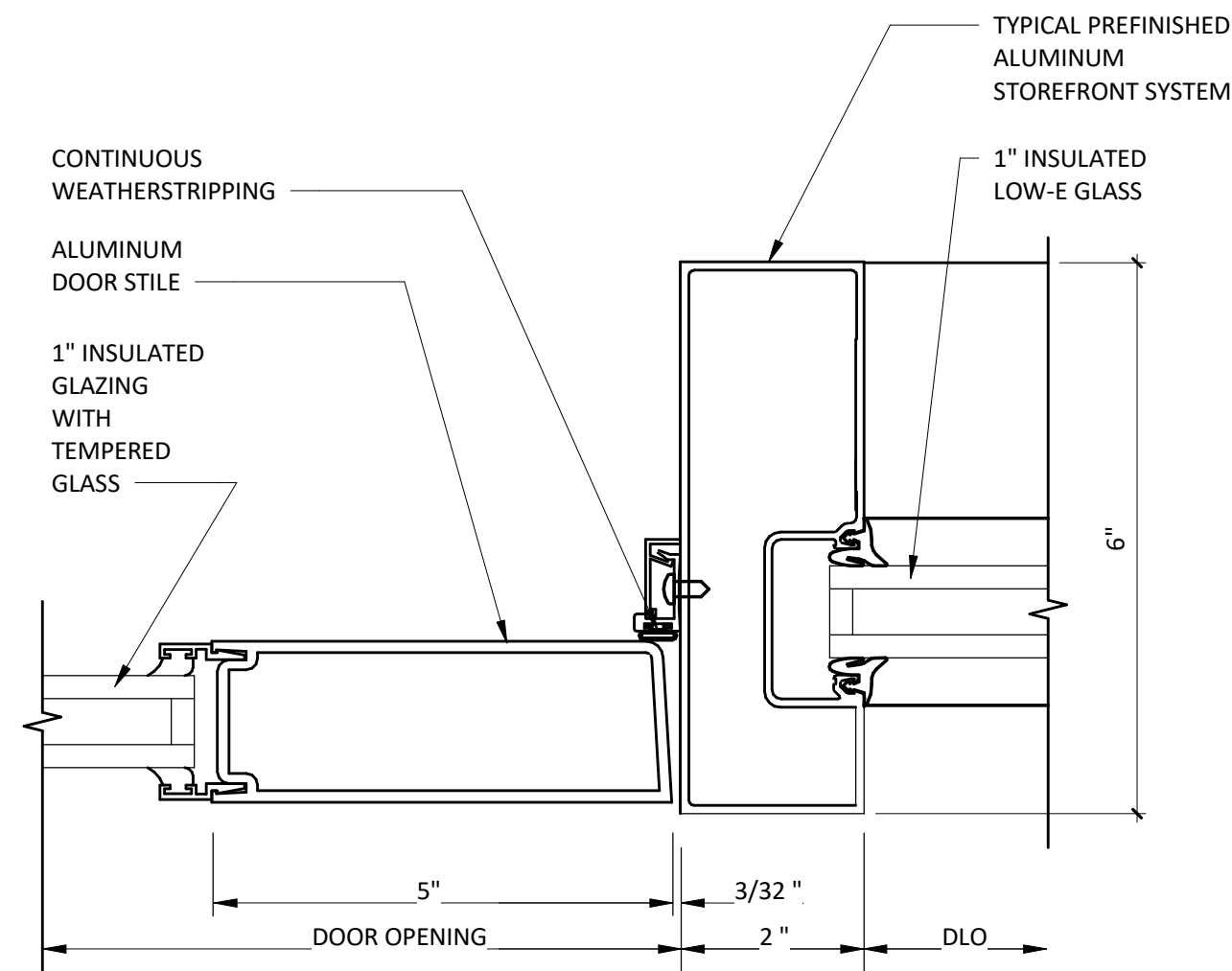
CMGXxx

Contents:

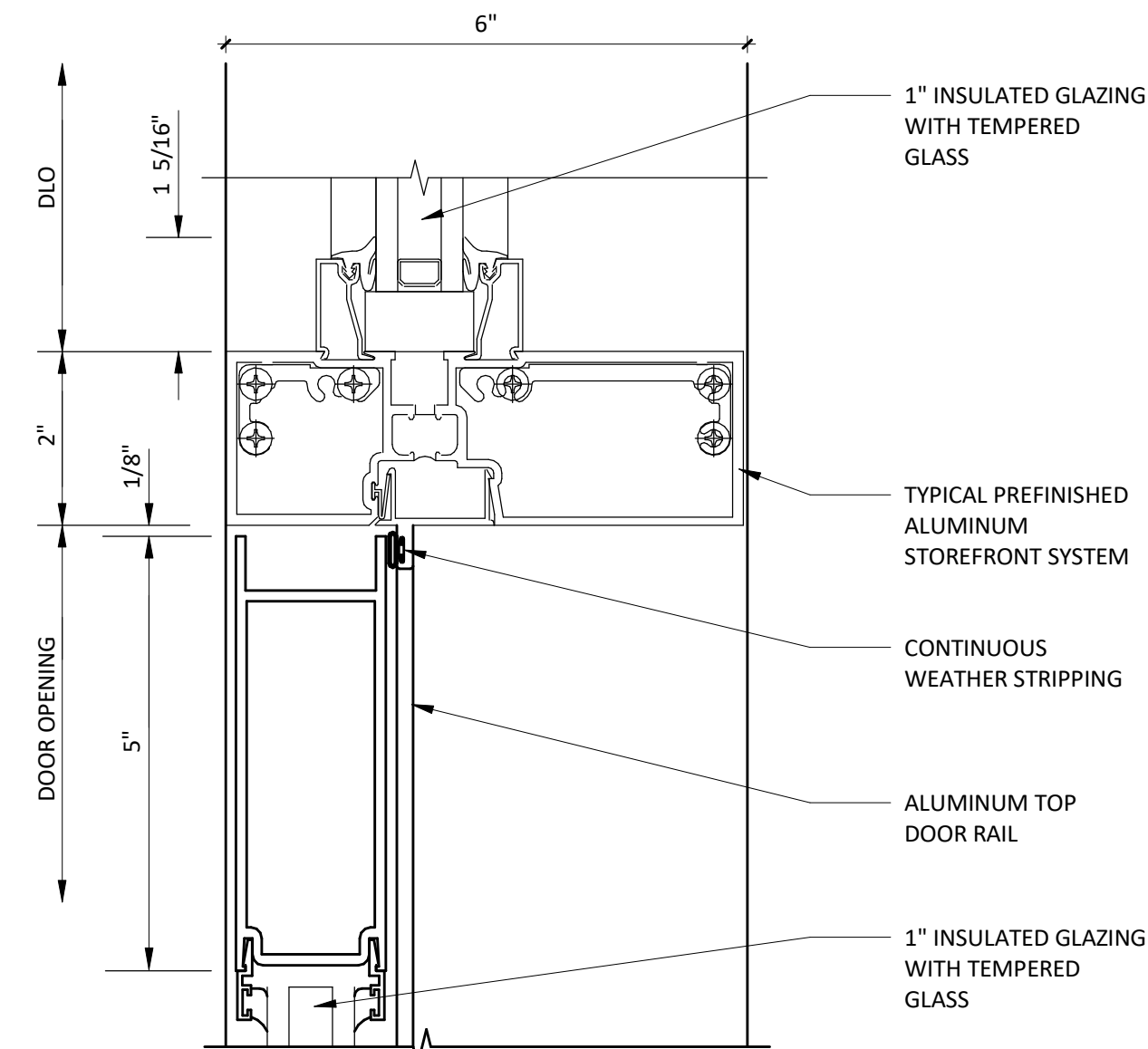
DOOR & HARDWARE
SCHEDULE

A601

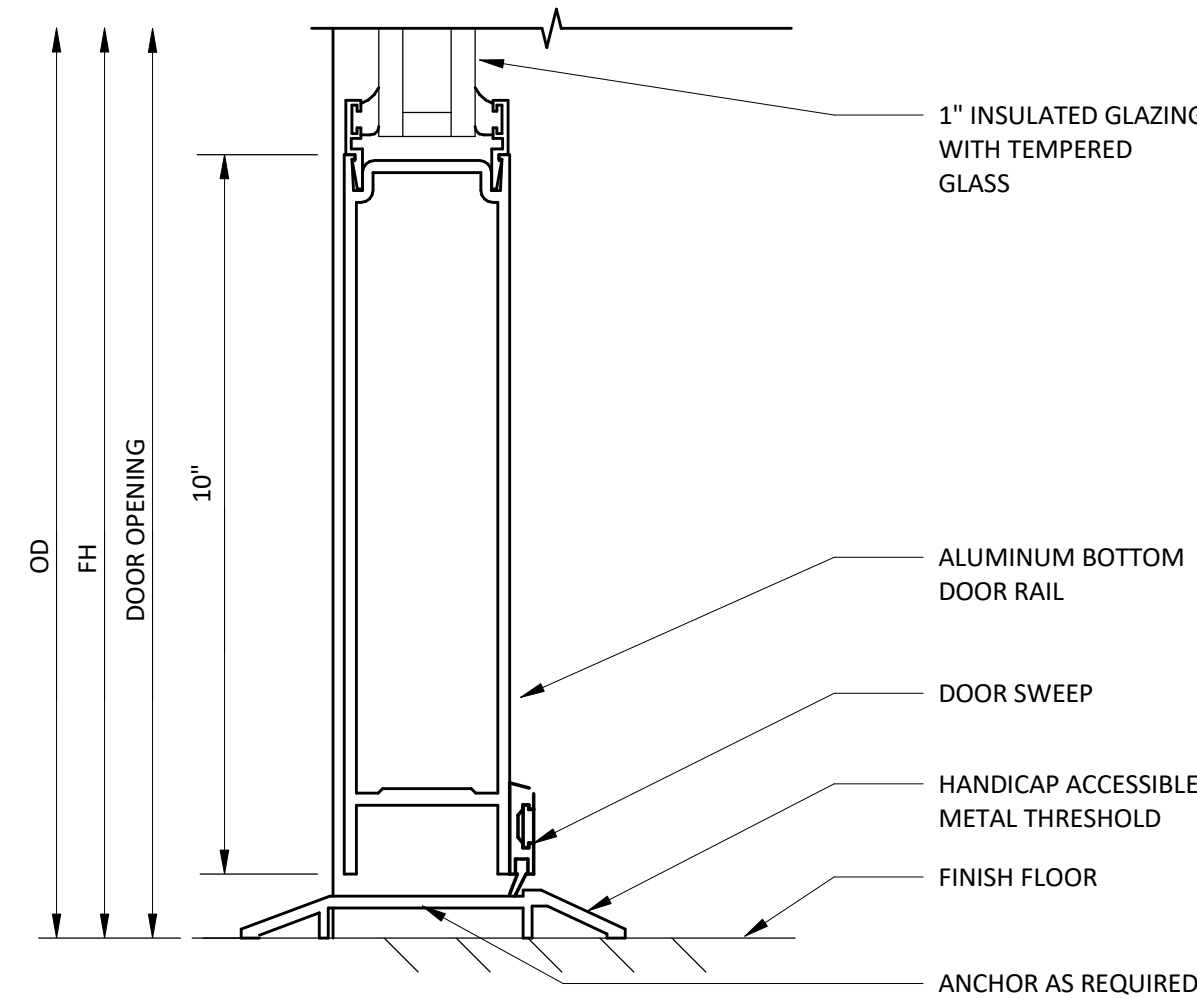
STOREFRONT DETAILS



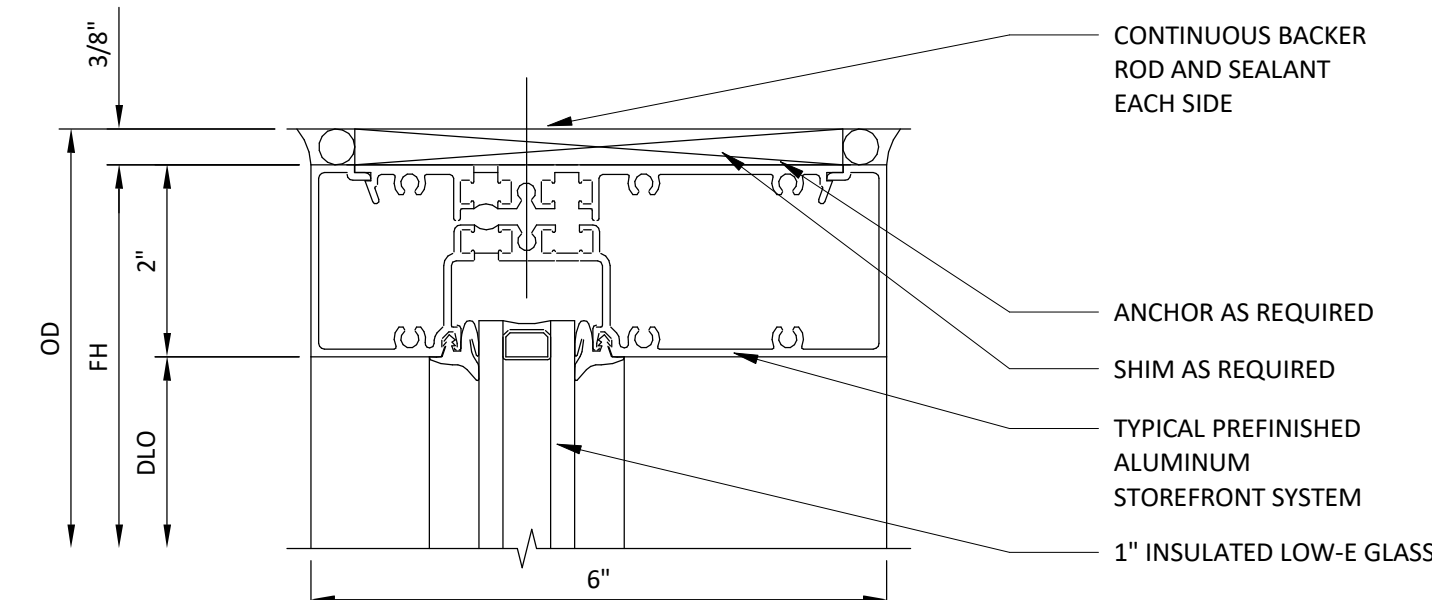
9
A602 **STOREFRONT DOOR JAMB DETAIL**
6" = 1'-0"



8 STOREFRONT TRANSOM BAR DETAIL
A602 6" = 1'-0"



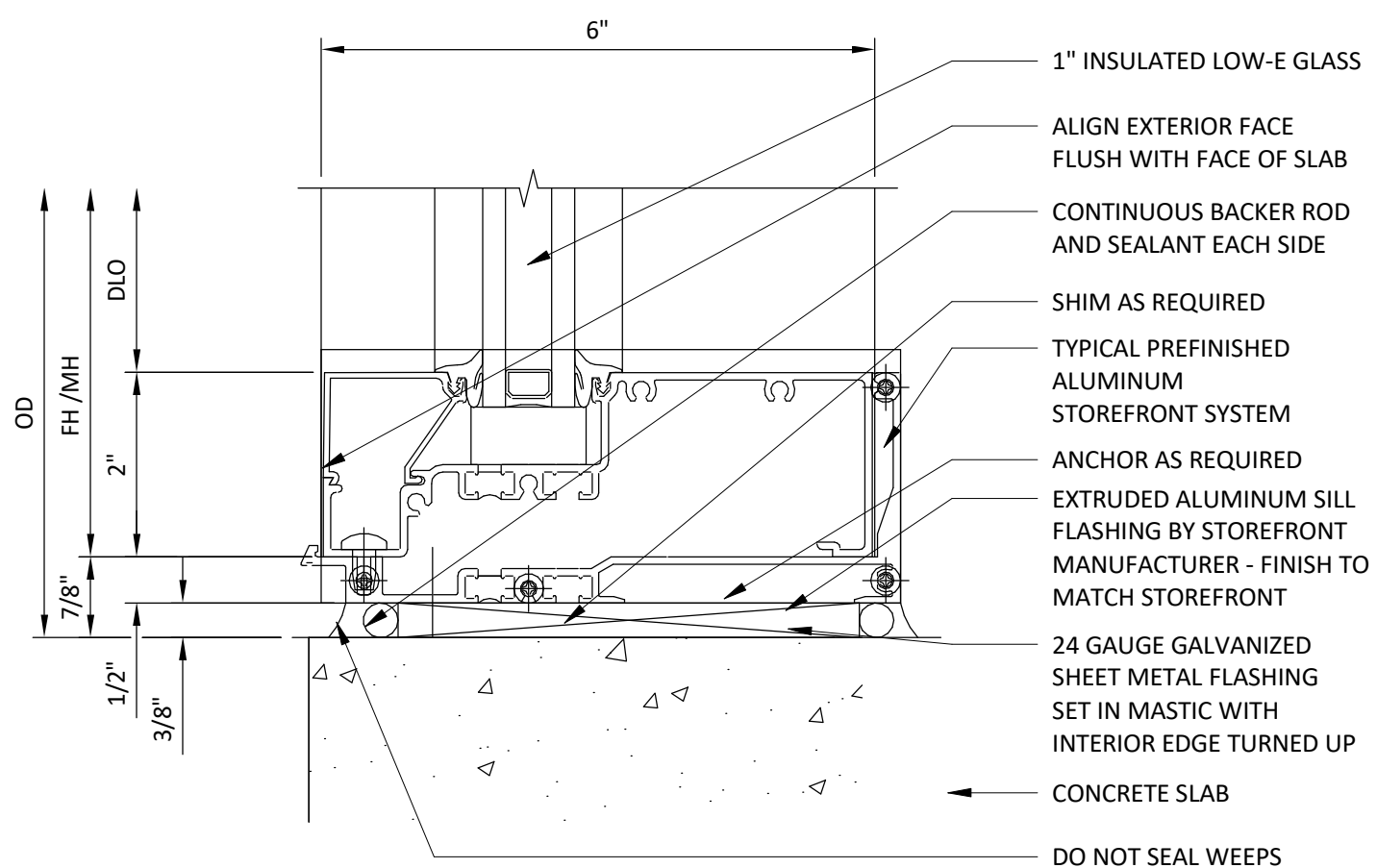
7
A602 **STOREFRONT THRESHOLD DETAIL**
6" = 1'-0"



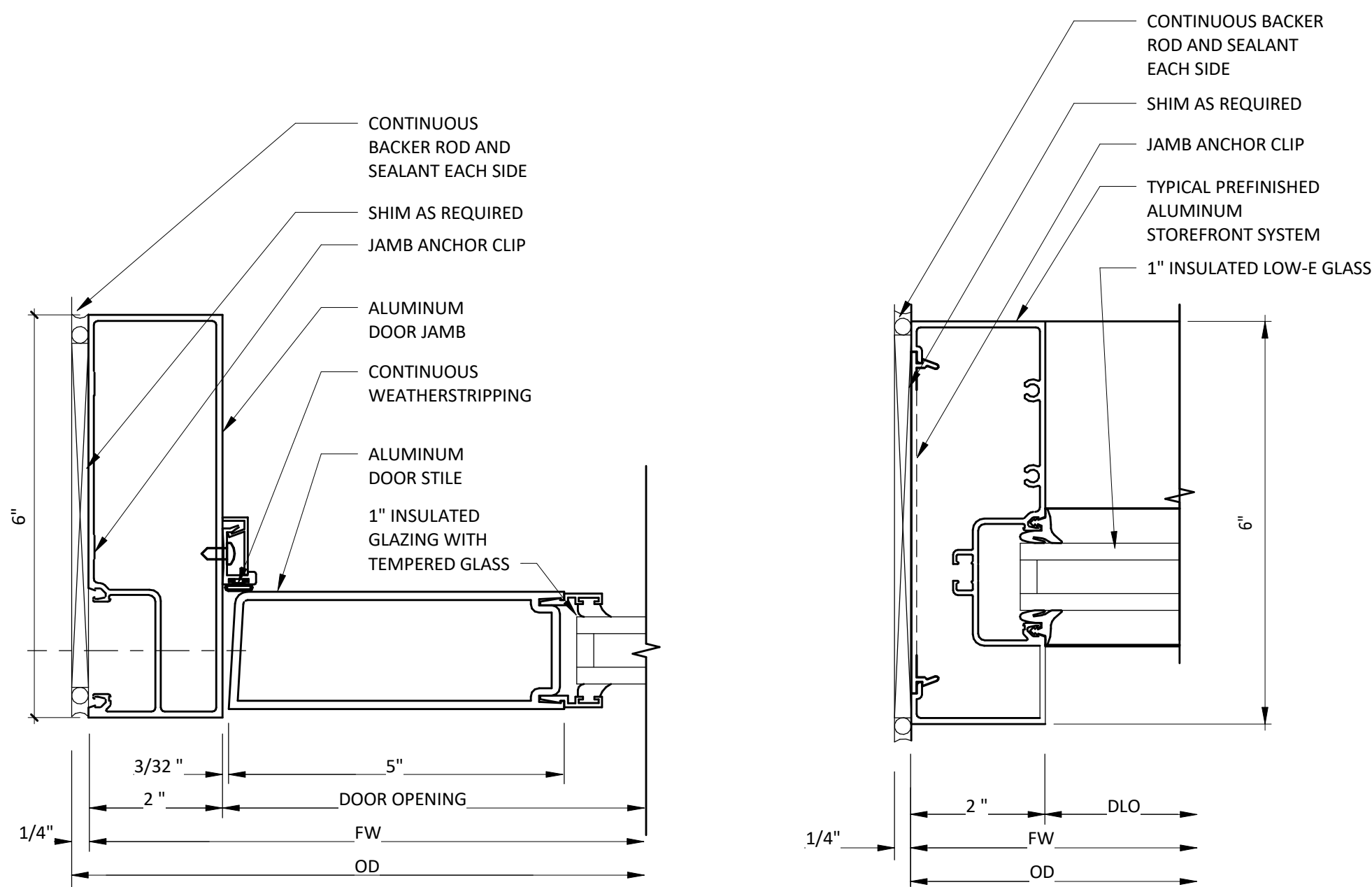
4
A602

STOREFRONT HEAD DETAIL

6" = 1'-0"



1 **STOREFRONT SILL DETAIL**
A602 6" = 1'-0"

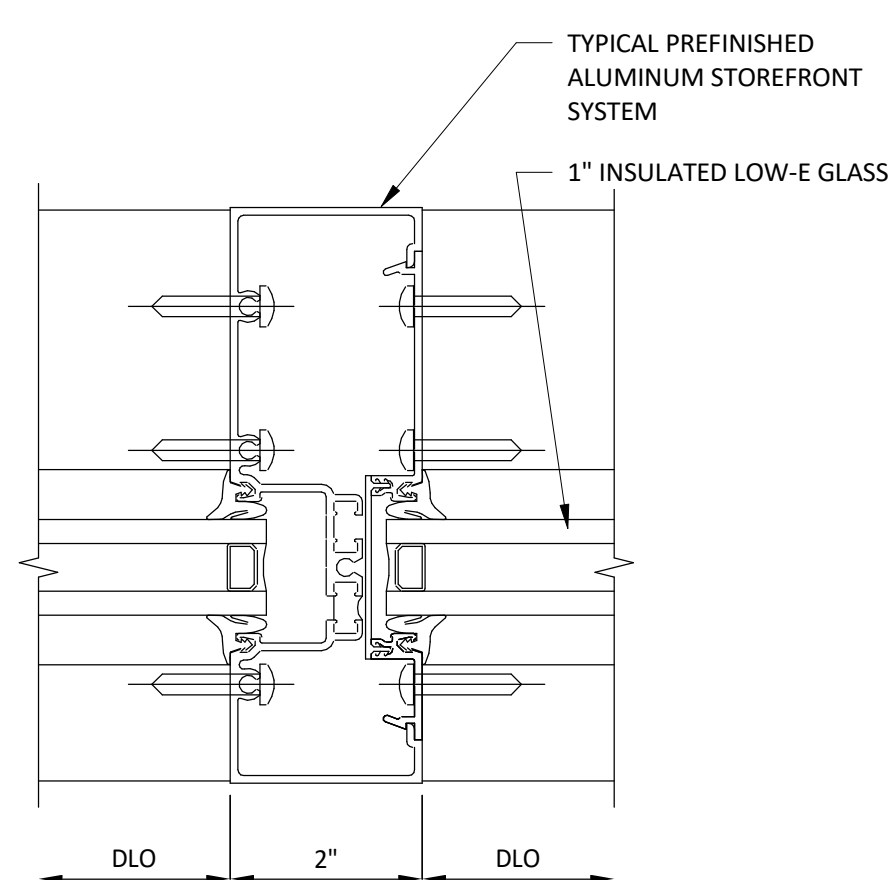


6 STOREFRONT DOOR JAMB DETAIL
A602 6" = 1'-0"

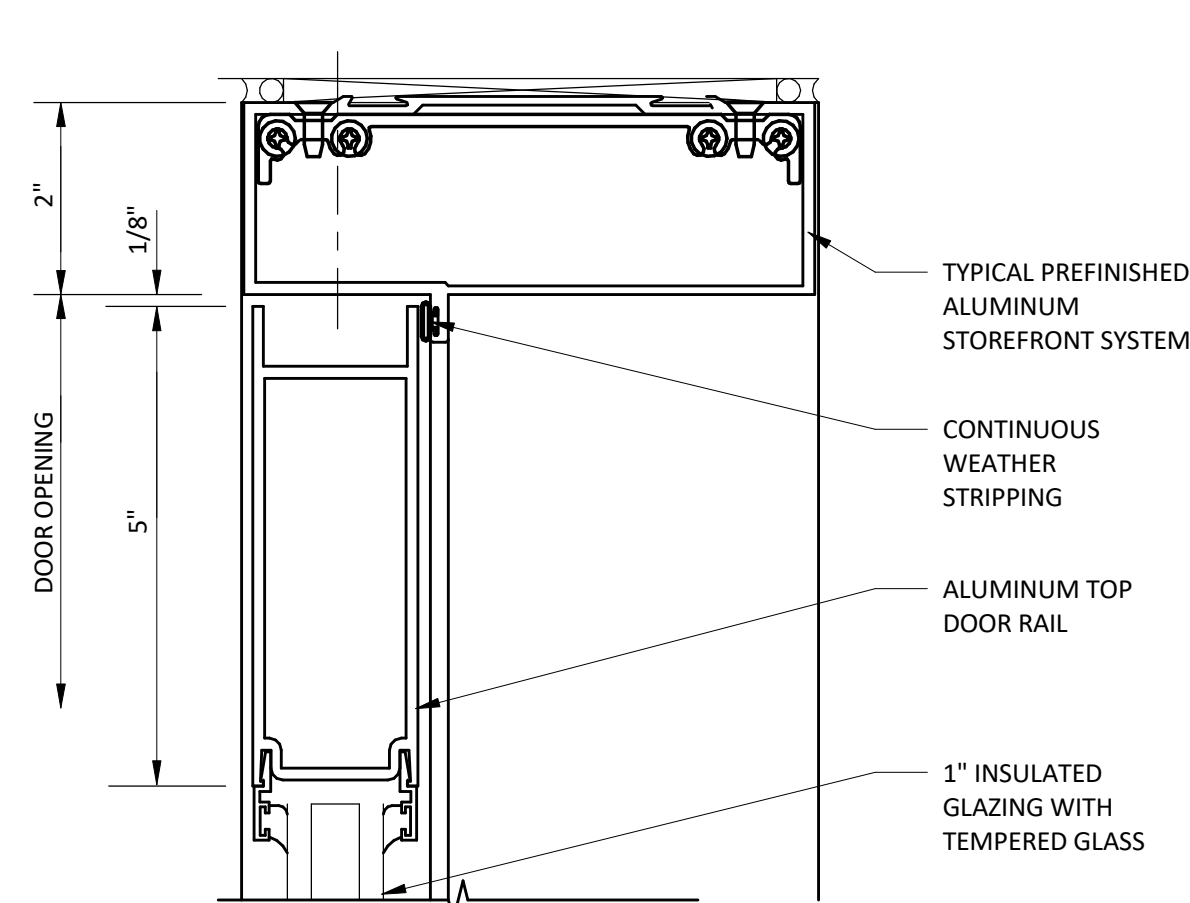
5
A602

STOREFRONT JAMB DETAIL

6" = 1'-0"



3
A602 **STOREFRONT MULLION DETAIL**
6" = 1'-0"



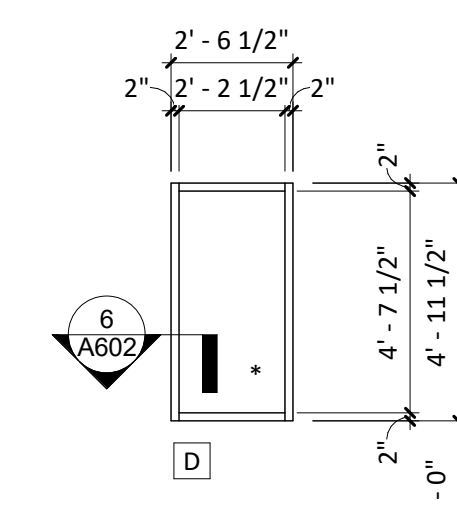
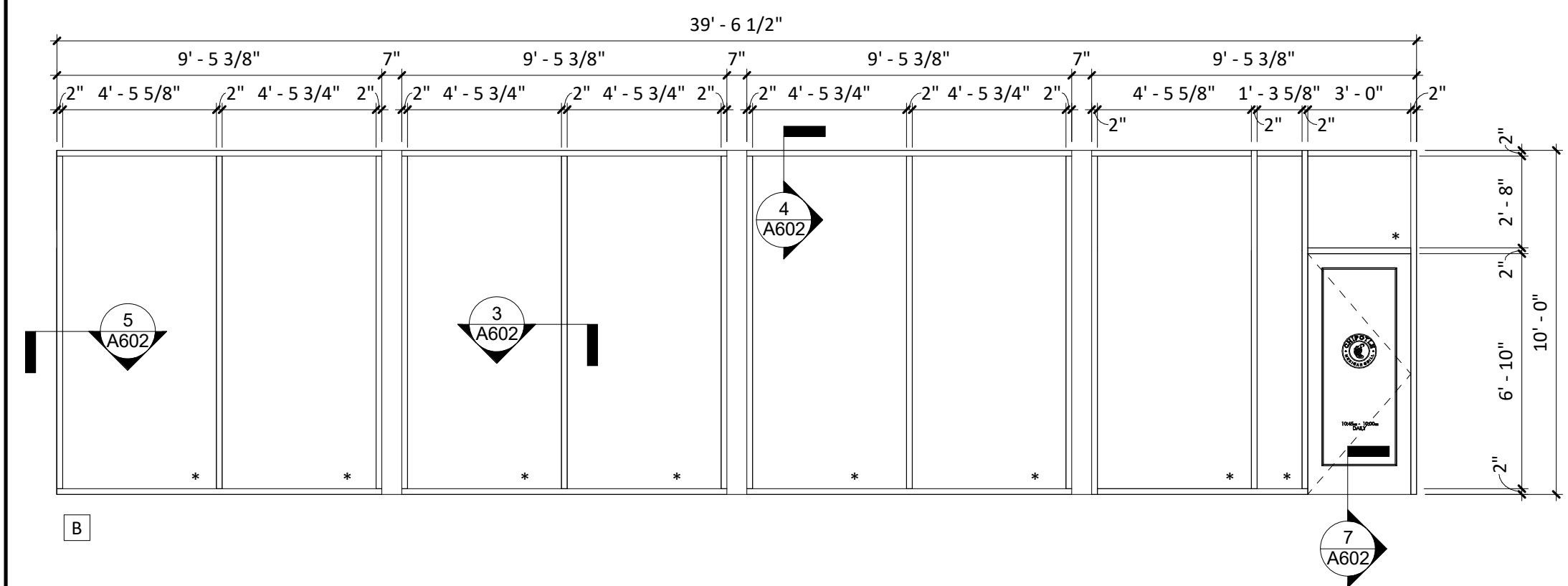
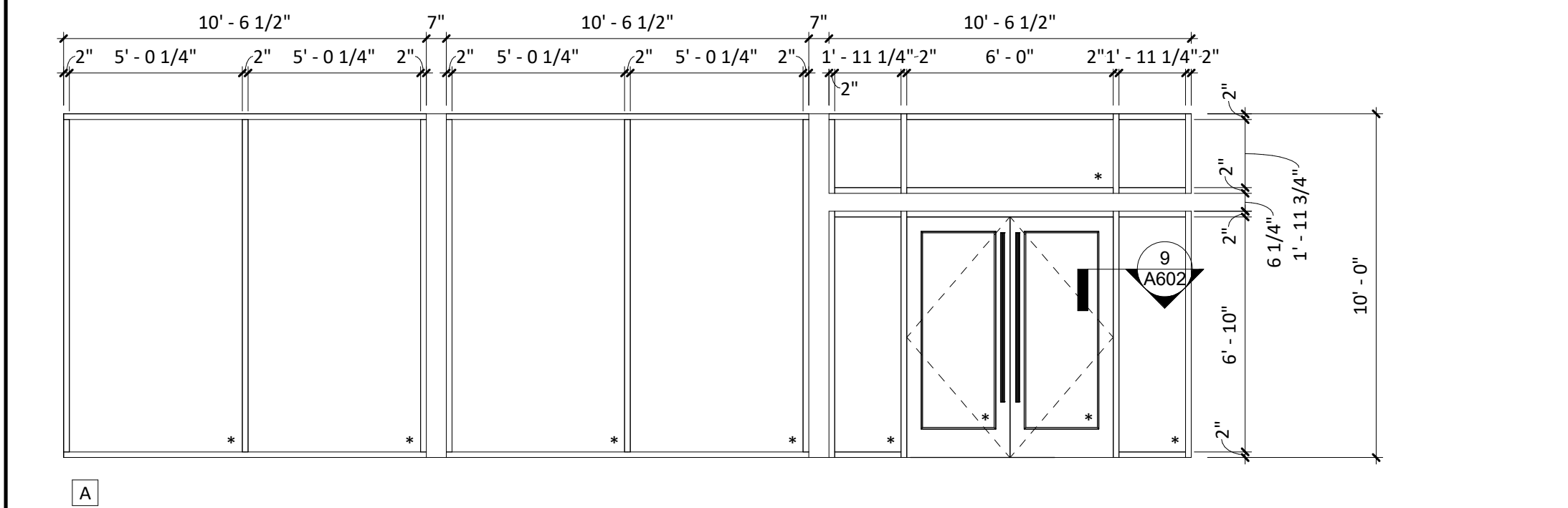
2
A602 **STOREFRONT TRANSOM BAR DETAIL**
6" = 1'-0"

GENERAL NOTES

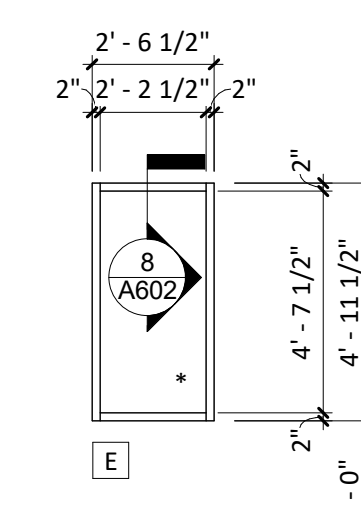
1. ALL WINDOW AND DOOR GLAZING IS TO BE CLEAR / INSULATED UNLESS NOTED OTHERWISE.
2. WINDOW AND DOOR GLAZING TO BE TEMPERED AT LOCATIONS INDICATED WITH "W".
3. NEW STOREFRONT FRAMING SYSTEM IS TO BE SUPPLIED BY TENANT G.C. TENANT G.C. TO VERIFY FRAMING OPENING SIZES AND MATERIALS WITH ARCHITECT AND/OR CHIPOTLE STORE MANAGER FOR APPROVAL TO FABRICATION.
4. STOREFRONT GLAZING DESIGN IS BASED ON KAWNEER FRONT SET PREFINISHED ALUMINUM STOREFRONT WITH 1" INSULATED GLAZING, REFER TO SPECIFICATIONS.
5. STOREFRONT SYSTEM IS 2" x 6" NOMINAL DIMENSION; FRONT SET, UNLESS NOTED OTHERWISE

STOREFRONT TYPES

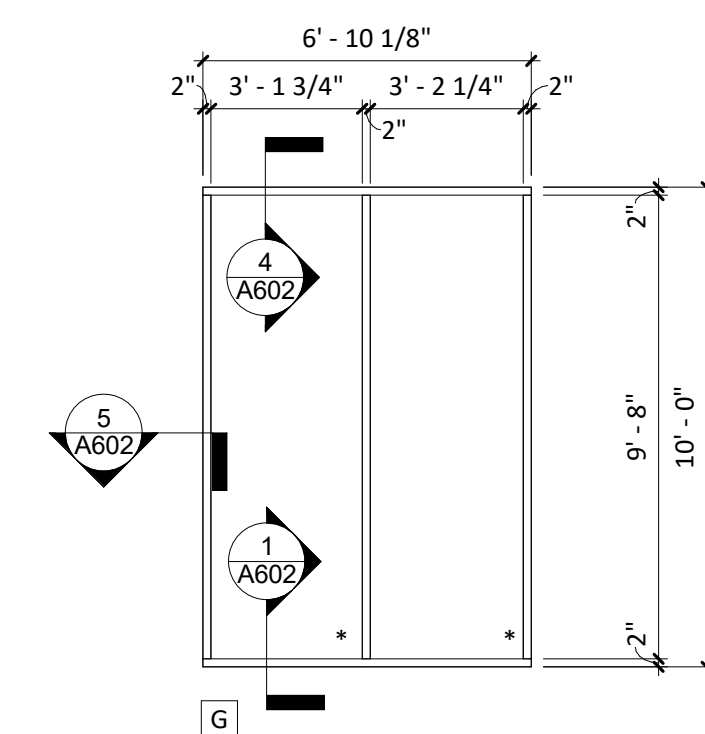
NOTE: ALL VIEWS FROM THE EXTERIOR



**NOTE: PUNCHED WINDOW
FRAME IS 2" x 4 1/2"
NOMINAL DIMENSION**

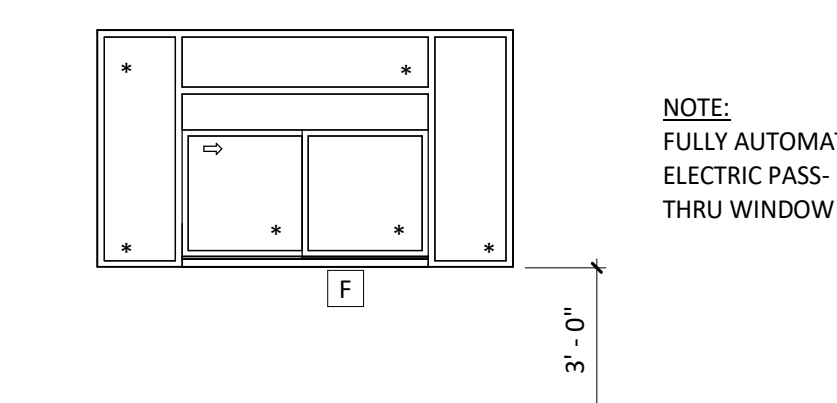
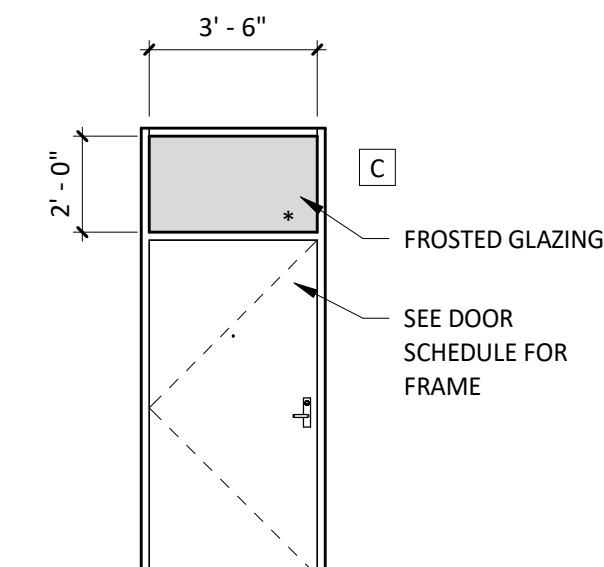


NOTE: PUNCHED WINDOW
FRAME IS 2" x 4 1/2"
NOMINAL DIMENSION



WINDOW TYPES

NOTE: ALL VIEWS FROM THE EXTERIOR



NOTE:
FULLY AUTOMATED
ELECTRIC PASS-
THRU WINDOW

Consultant:

r e d

architecture + planning

589 w. nationwide blvd.

suite b

columbus, ohio 43215

tel: 614.487.8770

fax: 614.487.8777



COPYRIGHT 2020
THIS DRAWING IS AN INSTRUMENT OF SERVICE
AND AS SUCH REMAINS THE PROPERTY OF
COLUMBIA DEVELOPMENT. PERMISSION FOR USE
OF THIS DOCUMENT IS LIMITED AND CAN BE
EXTENDED ONLY BY WRITTEN AGREEMENT WITH
COLUMBIA DEVELOPMENT.



COLUMBIA DEVELOPMENT
1845 ST. JULIAN PLACE
COLUMBIA, SC 29204
TELEPHONE: 803.744.5900
INTERNET:
WWW.COLUMBIADEVELOPMENT.COM

STORE NO.: 000
CMG FAYETTEVILLE SHELL
3017 RAEFORD RD.
FAYETTEVILLE, NC 28303

STORE NO.: 000

CMG FAYETTEVILLE SHELL
3017 RAEFORD RD.
FAYETTEVILLE, NC 28303

19.21	TENANT/ OWNER REVIEW
08.21	PERMIT SET

Revisions: _____

Drawn:	Checked:
KM	KM

Project No. _____

CMGXXX

Contents:

STOREFRONT DETAILS

A602

